

“ Sheel, Sharir, Adhyayan ”
Aundh Shikshan Mandal, Aundh



**Raja Shripatrao
Bhagawantrao
Mahavidyalaya, Aundh.
(Satara)**

**Feedback Report
2018-2019**

Table of Contents

Students Feedback Analysis Report 3

Analysis of feedback received from students 3

Suggestions 4

Graphical Presentation feedback received from Students..... 4

STUDENTS PROGRAMME FEEDBACK 5

Suggestions 6

Graphical Presentation Students Programme Feedback 6

Alumni Feedback Analysis Report 8

Analysis of feedback received from Alumni 8

Suggestions 9

Graphical Presentation feedback received from Alumni’s..... 9

Teachers Feedback Analysis Report 10

Analysis of feedback received from Teachers 10

Suggestions: - 10

Graphical presentation of Teacher’s feedback 11

Interpretation of analysis 12

Parents Feedback Analysis Report 15

Analysis of feedback received from Parents 15

Suggestions: - 16

Graphical presentation of Parents feedback on curriculum 16

Action Taken Report on Feedback 17

Table 1 Students Feedback 4

Table 2 Students Programme Feedback..... 6

Table 3 Students Programme Feedback About Syllabus of course 7

Table 4 Students Programme Feedback About Benefitting from Course..... 7

Table 5 Students Programme Feedback About Course Toughness..... 7

Table 6 Alumni Feedback 8

Table 7 Teachers Feedback..... 10

Table 8 Teachers Feedback Summary 12

Table 9 Parents Feedback 16

Chart 1 Students Feedback..... 4

Chart 2 Students Programme Feedback..... 6

Chart 3 Alumni Feedback 9

Chart 4 Teachers Feedback..... 11

Chart 5 Teachers Feedback About Syllabus Adequacy 12

Chart 6 Teachers Feedback About Learning Value of Syllabus..... 13

Chart 7 Teachers Feedback About Applicability to real life situation..... 13

Chart 8 Teachers Feedback About Employability of Program 14

Chart 9 Parents Feedback..... 16

Students Feedback Analysis Report

We have taken the feedback from students on design and review of syllabus. The details of feedback are as follow

Analysis of feedback received from students

	5	4	3	2	1	Sum	5	4	3	2	1
Usefulness of syllabus in the employment & Entrepreneurship	27	34	20	9	22	112	24%	30%	18%	8%	20%
Role of syllabus in the personality development	28	32	22	7	23	112	25%	29%	20%	6%	21%
Use of syllabus in global competency and ICT	27	39	16	8	22	112	24%	35%	14%	7%	20%
Use of syllabus for admission in PG course and its use while learning P.G. course	25	37	19	9	22	112	22%	33%	17%	8%	20%
Does the syllabus add values to nationality	28	32	20	9	23	112	25%	29%	18%	8%	21%
Does the syllabus add values to Social responsibility?	25	38	18	8	23	112	22%	34%	16%	7%	21%
Does the syllabus add values to Environment awareness?	29	33	19	8	23	112	26%	29%	17%	7%	21%
Does the syllabus add values to Eradication of superstition?	24	36	21	10	21	112	21%	32%	19%	9%	19%
Does the syllabus add values to Social Justice?	22	36	23	7	24	112	20%	32%	21%	6%	21%
Usefulness of syllabus in the skill development & development of research attitude among the student	28	36	18	8	22	112	25%	32%	16%	7%	20%
Learning value (in terms of skills, concepts, knowledge, analytical abilities, or broadening perspectives)	21	37	20	10	24	112	19%	33%	18%	9%	21%
Applicability/relevance to real life situations	31	26	24	6	25	112	28%	23%	21%	5%	22%
Depth of the course content	37	27	13	8	27	112	33%	24%	12%	7%	24%

Extent of coverage of course	21	39	20	9	23	112	19%	35%	18%	8%	21%
Extent of effort required by students	27	36	16	11	22	112	24%	32%	14%	10%	20%
Relevance/learning value of project/ report	19	35	27	7	24	112	17%	31%	24%	6%	21%
Overall rating of Syllabus	33	31	16	7	25	112	29%	28%	14%	6%	22%

Table 1 Students Feedback

Suggestions

1. Devlope e- class system

Graphical Presentation feedback received from Students

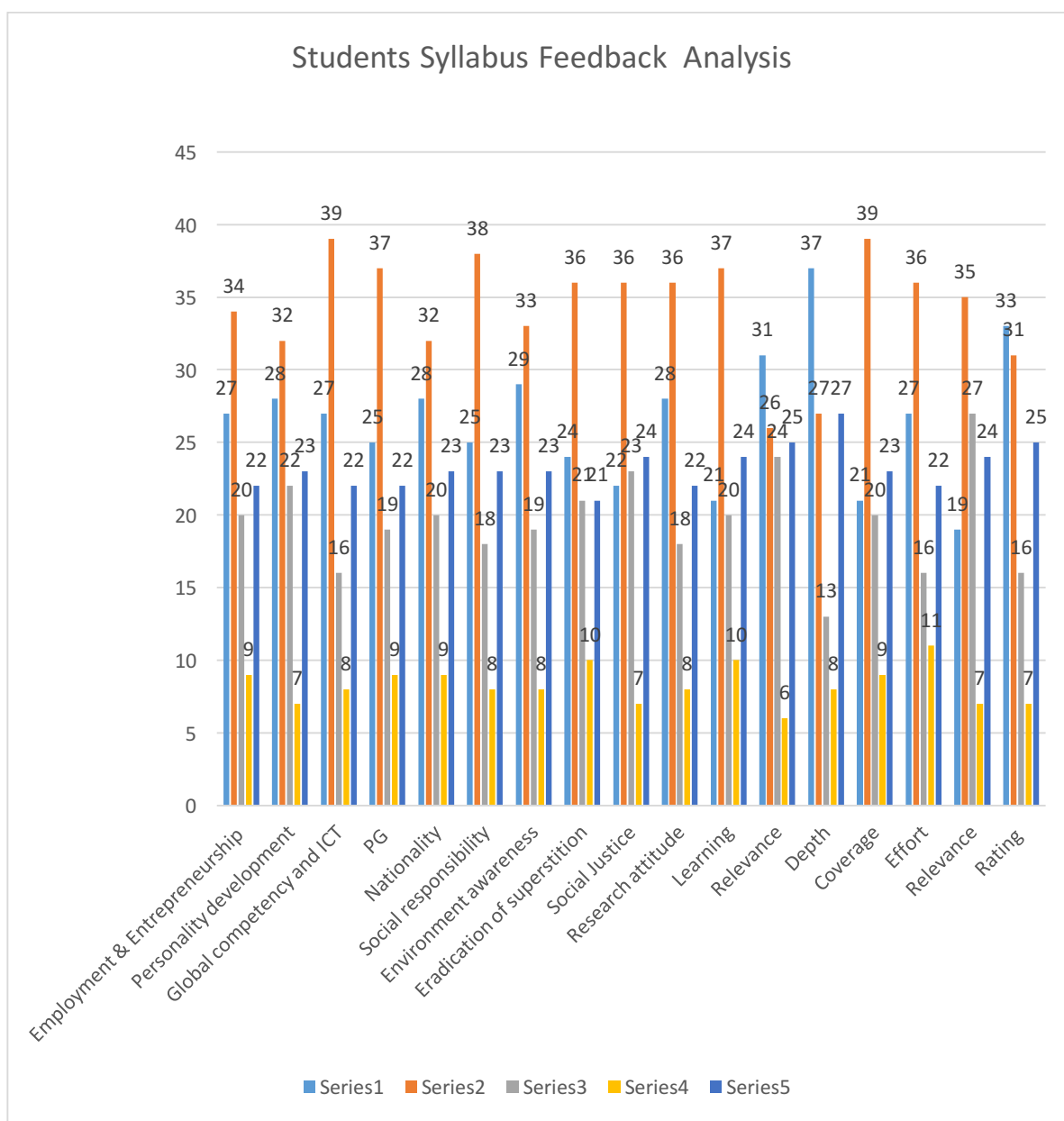


Chart 1 Students Feedback

STUDENTS PROGRAMME FEEDBACK

Feedback is regular practice in college. The feed is based on quantitative analysis of satisfaction of the curriculum containing theory, practical's, teaching evaluation methods, and related parameters. Students opinion on various objectives are measured in a four points. A random sample of 297 students from all the departments of the college selected. The data collected has been analysed and the results given below.

	4	3	2	1	Sum	4	3	2	1
The syllabus of each course was	3	21	61	212	297	1%	7%	21%	71%
Background for benefitting from the Course was	6	5	73	213	297	2%	2%	25%	72%
Was the course easy or difficult to understand?	2	8	66	221	297	1%	3%	22%	74%
How much of the syllabus was covered in the class?	2	6	66	223	297	1%	2%	22%	75%
What is your opinion about the library material & facilities for the course?	15	2	72	208	297	5%	1%	24%	70%
To what extent were you able to get material for the prescribed readings	4	10	56	227	297	1%	3%	19%	76%
How well did the teacher prepare for the classes?	7	3	82	205	297	2%	1%	28%	69%
How well was the teacher able to communicate?	2	16	39	240	297	1%	5%	13%	81%
How far the teacher encourages student participation in class?	11	6	64	216	297	4%	2%	22%	73%
If yes, which of the following methods were used?	6	50	45	196	297	2%	17%	15%	66%
How helpful was the teacher in advising?	10	4	42	241	297	3%	1%	14%	81%
The teachers approach can best be described as	7	11	34	245	297	2%	4%	11%	82%
Internal assessment was	14	6	43	234	297	5%	2%	14%	79%
How effect you think the internal assessment will have on your course grade?	9	8	19	261	297	3%	3%	6%	88%
How often did the teacher provide feedback on your performance?	6	5	70	216	297	2%	2%	24%	73%
Were your assignments discussed with you?	5	9	43	240	297	2%	3%	14%	81%
Where you provided with a course contributory lecture too at the beginning	0	3	9	285	297	0%	1%	3%	96%

Table 2 Students Programme Feedback

Suggestions

1. Syllabus and programs are very help full for Competitive Exam.
2. Have to improve in other activities.
3. Have to encourage students to take part in extra curricular activities.
4. English Language lab available please.

Graphical Presentation Students Programme Feedback

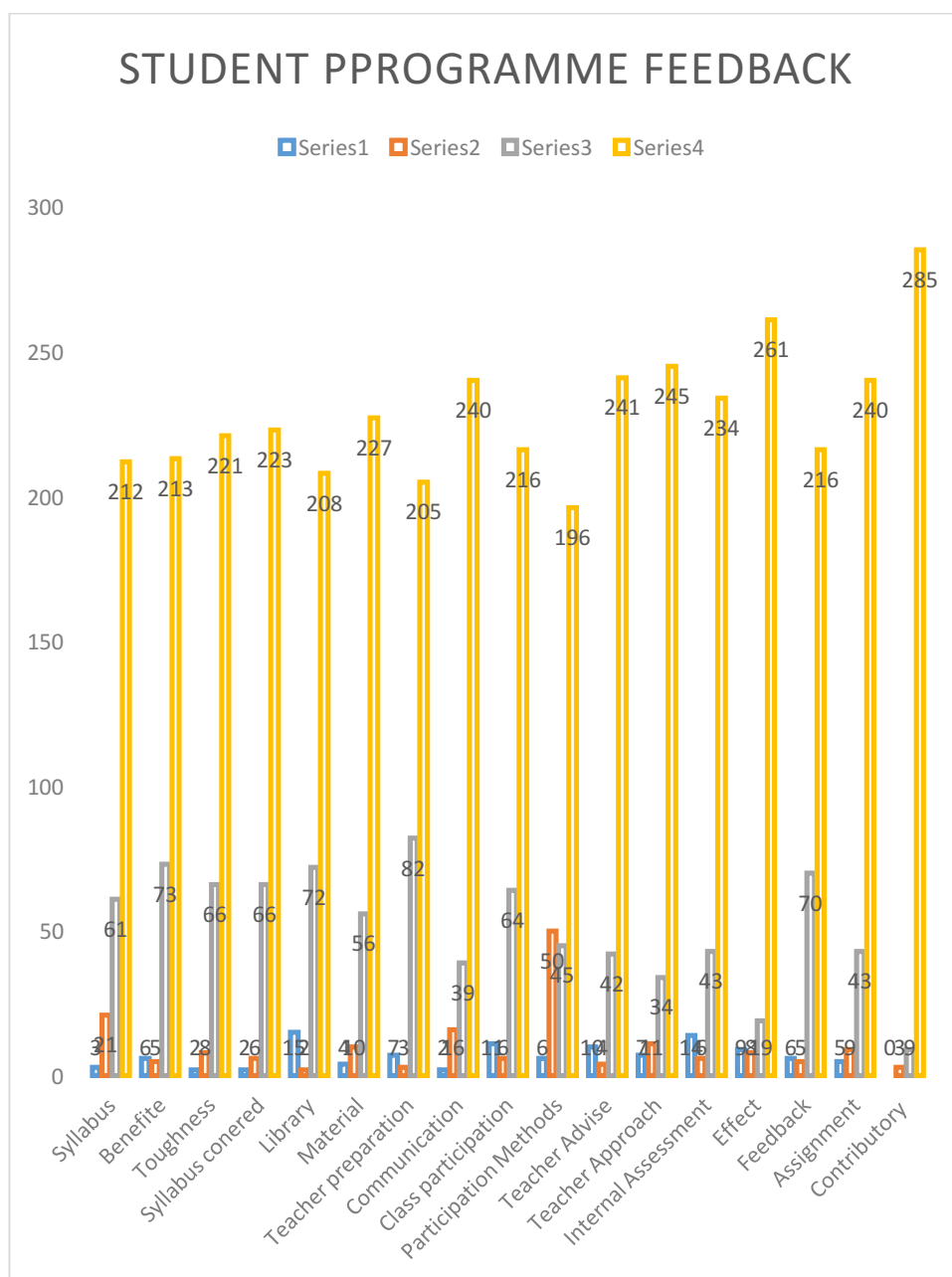


Chart 2 Students Programme Feedback

<i>The syllabus of each course was</i>		Adequate	Inadequate	Challenging	Dull	TOTAL
	<i>Score in %</i>	71%	21%	7%	1%	100%
	<i>n</i>	212	61	21	3	77

Table 3 Students Programme Feedback About Syllabus of course

Students registers his/her feedback on syllabus, on an average 71% it shows that they feel adequate about syllabus, 21% opined that the the syllabus is inadequate, 7% opined that the the syllabus is challenging, while 1% opined that the the syllabus is dull.

<i>Background for benefitting from the Couse was</i>	More than Adequate	Adequate	Inadequate	Cannot Say
	72%	25%	2%	2%
	213	73	5	6

Table 4 Students Programme Feedback About Benefitting from Course

Students registers his/her feedback on background for benefitting from the course was, on an average 72% it opined that syllabus was more than adequate, 25% it opined that syllabus was adequate, 2% it opined that syllabus was adequate, 2%opined that they cannot say.

<i>Was the course easy or difficult to understand?</i>	Easy	Manageable	Difficult	Very Difficult
	74%	22%	3%	1%
	221	66	8	2

Table 5 Students Programme Feedback About Course Toughness

Students registers his/her feedback on course was easy or difficult to understand, on an average 74% it shows that they feel syllabus was easy, 22% opined that the the syllabus is manageable, 3% opined that the the syllabus was difficult, 1% opined that the the syllabus was very difficult.

Alumni Feedback Analysis Report

We have taken the feedback from Alumni on design and review of syllabus. The details of feedback are as follow

Analysis of feedback received from Alumni

	5	4	3	2	1	Sum	5	4	3	2	1
Usefulness of syllabus in the employment & Entrepreneurship	10	0	1	4	4	19	53%	0%	5%	21%	21%
Role of syllabus in the personality development	8	0	3	2	6	19	42%	0%	16%	11%	32%
Use of syllabus in global competency and ICT	7	0	1	5	6	19	37%	0%	5%	26%	32%
Use of syllabus for admission in PG course and its use while learning P.G. course	8	0	2	3	6	19	42%	0%	11%	16%	32%
Does the syllabus add values to nationality	8	0	3	2	6	19	42%	0%	16%	11%	32%
Does the syllabus add values to Social responsibility?	7	0	2	3	7	19	37%	0%	11%	16%	37%
Does the syllabus add values to Environment awareness?	10	0	3	2	4	19	53%	0%	16%	11%	21%
Does the syllabus add values to Eradication of superstition?	11	0	2	2	4	19	58%	0%	11%	11%	21%
Does the syllabus add values to Social Justice?	10	0	2	3	4	19	53%	0%	11%	16%	21%
Usefulness of syllabus in the skill development & development of research attitude among the student	5	3	4	1	4	17	29%	18%	24%	6%	24%
Learning value (in terms of skills, concepts, knowledge, analytical abilities, or broadening perspectives)	7	1	3	5	3	19	37%	5%	16%	26%	16%
Applicability/relevance to real life situations	7	0	4	4	4	19	37%	0%	21%	21%	21%
Depth of the course content	10	0	2	4	3	19	53%	0%	11%	21%	16%
Extent of coverage of course	9	0	2	4	4	19	47%	0%	11%	21%	21%
Extent of effort required by students	10	0	2	2	5	19	53%	0%	11%	11%	26%
Relevance/learning value of project/ report	8	0	2	3	6	19	42%	0%	11%	16%	32%
Overall rating of Syllabus	9	0	1	6	3	19	47%	0%	5%	32%	16%

Table 6 Alumni Feedback

Suggestions

1. Including maximum practical activities in the syllabus
2. Syllabus of tybsc should be based on near to MSc
3. Practically syllabus
4. Adding awareness about social securities and social laws
5. Language skills for students

Graphical Presentation feedback received from Alumni's

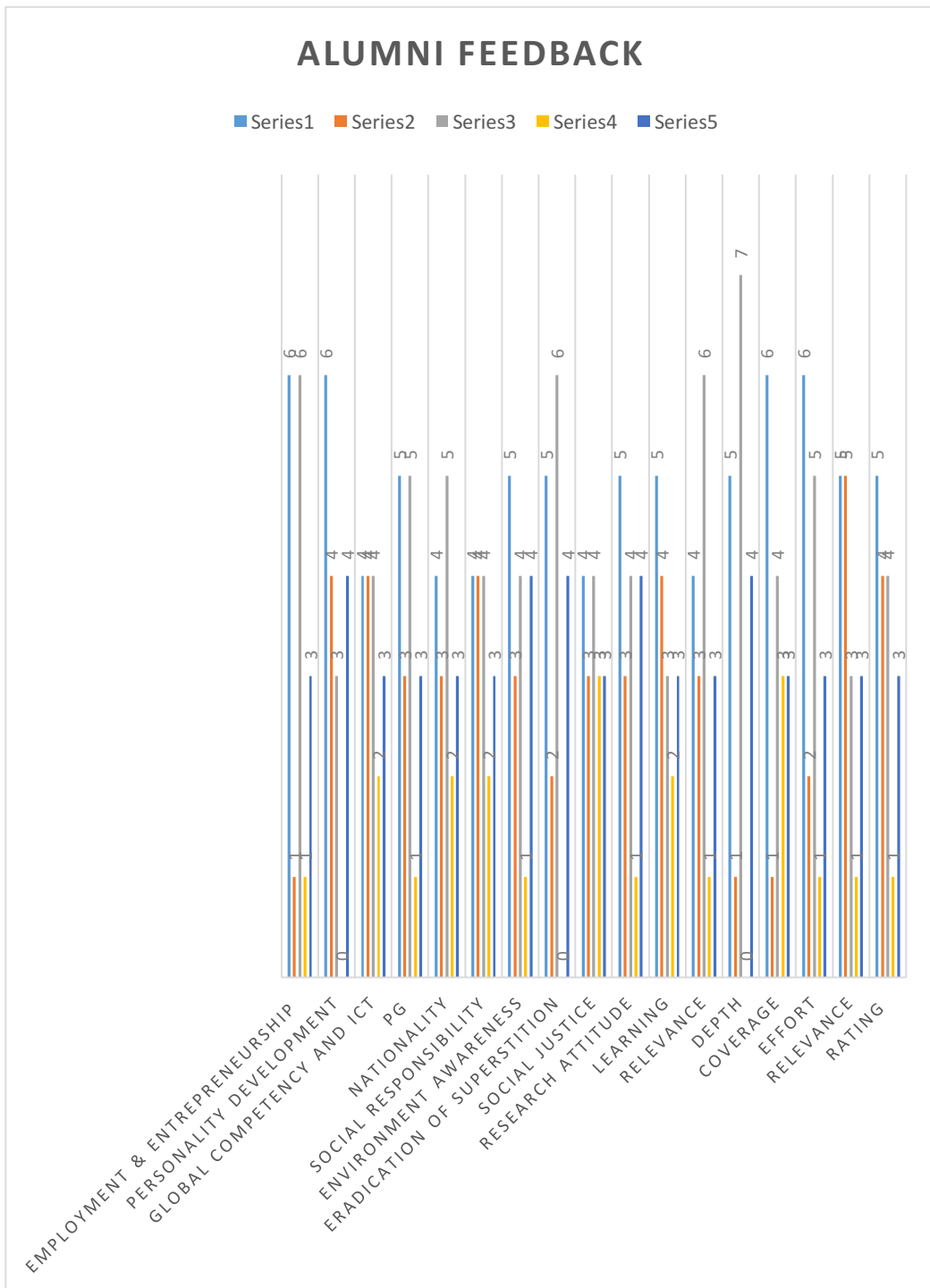


Chart 3 Alumni Feedback

Teachers Feedback Analysis Report

We have taken the feedback from teacher on design and review of syllabus. We have designed a special feedback form on curriculum development. We have received feedback from 29 teachers on 5-point scale. The details of feedback are as follow.

Analysis of feedback received from Teachers

Curriculum, Teaching, Learning and Evaluation and infrastructure		5	4	3	2	1
1	Syllabus is adequate to the course	7	12	6	4	0
2	Learning values of syllabus (in terms of skills, concepts, analytical abilities, etc...)	5	16	6	2	0
3	Applicability/Relevance to real life situation	5	11	9	4	0
4	Employability of the program	4	8	13	3	1
5	Course content is followed by corresponding reference materials	5	9	13	1	1
6	Sufficient number of prescribed books are available in the Library	1	8	14	6	0
7	Infrastructural facilities	10	7	8	3	1
8	Sufficient time is available to conduct examination for coverage of all units in the syllabus	3	12	9	4	1
9	Freedom to adopt new techniques of teaching	9	8	11	1	0
10	Freedom to adopt/adapt new techniques/strategies of testing and assessment of students	6	12	8	2	1
11	The environment in the college is conducive to teaching and research	6	11	10	1	1
12	The administration is teacher friendly	4	17	6	0	2

Table 7 Teachers Feedback

Suggestions: -

1. Reference books may be increased more skill oriented courses may be introduced.
2. English Language Lab should be developed.
3. Increase ref. books of History in the Library.
4. Strengthen the library books in hindi subject.
5. Smart classroom is required.
6. examination span should be short.
7. separate provision should be implemented for compulsory newly inserted courses.
8. demonstration of dissection is essential.
9. There is need to enhancement within entire system of college and particularly in the examination area.
10. The number of text book and reference books has to increase in the library.
11. The number of text book and reference books has to increase in the library.

12. syllabus of the programme (which is not in the hands of the college) should be skill oriented. So there should be improvement in the same accordingly.
13. Lecture capturing system is required.
14. Increase reference book in library LCS Required
15. Increase reference book in library Need computer in department.
16. Provide drinking water Net facility wherever possible.
17. ICT facility should be improved.
18. Lecture capturing system is required.

Graphical presentation of Teacher’s feedback

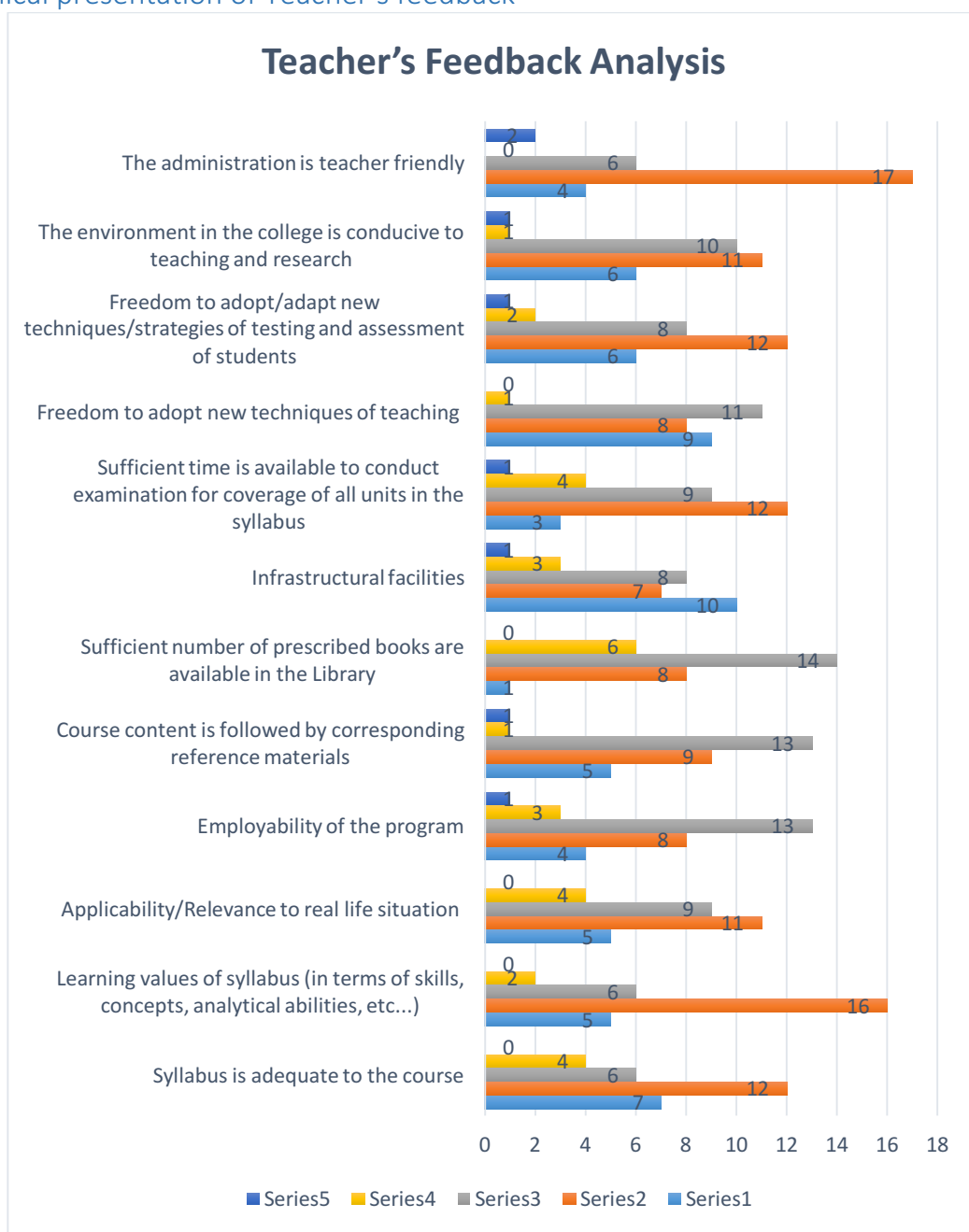


Chart 4 Teachers Feedback

Interpretation of analysis

Feedback is regular practice in college. The feed is based on quantitative analysis of satisfaction of the syllabus containing theory, practical’s, teaching evaluation methods, and related parameters. All teacher’s opinion on various objectives are measured in a five point scale (Excellent, Very good, Good, Satisfactory, Unsatisfactory)

	Excellent	Very Good	Good	Satisfactory	Unsatisfactory
Point Scale	5	4	3	2	1
n	65	131	113	31	8
Score in %	19%	38%	32%	9%	2%

Table 8 Teachers Feedback Summary

Each teacher registers his/her feedback, on an average 19% opined that the the syllabus is excellent, 38% it shows that they feel very good with syllabus, 32% opined that the the syllabus is Good, 9% opined that the the syllabus friendly is satisfactory, while 2% opined that the syllabus is unsatisfactory.

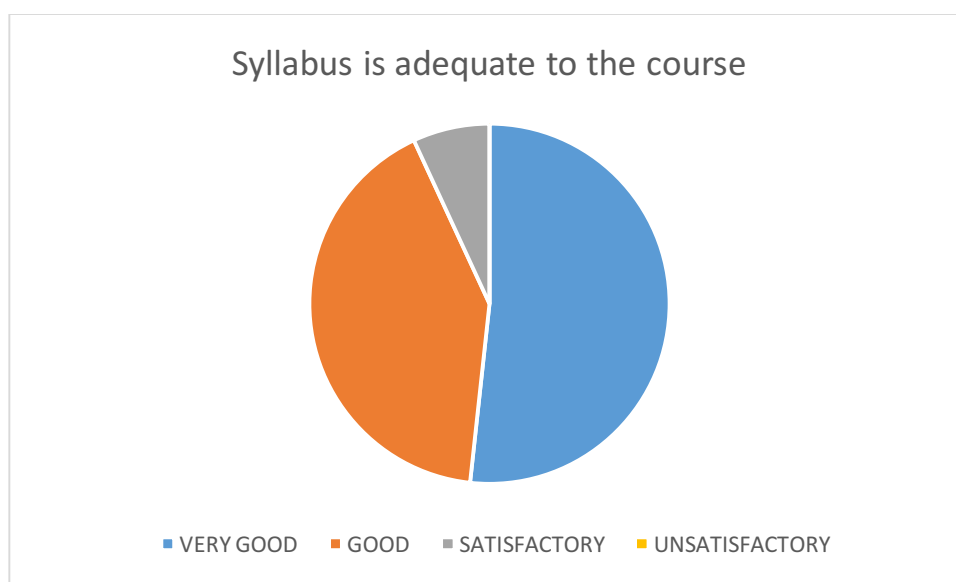


Chart 5 Teachers Feedback About Syllabus Adequacy

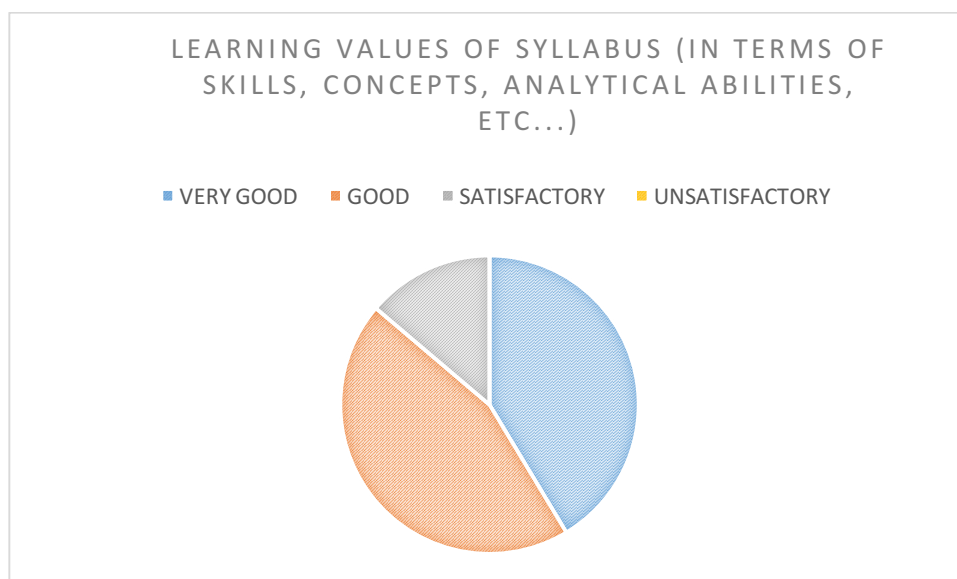


Chart 6 Teachers Feedback About Learning Value of Syllabus

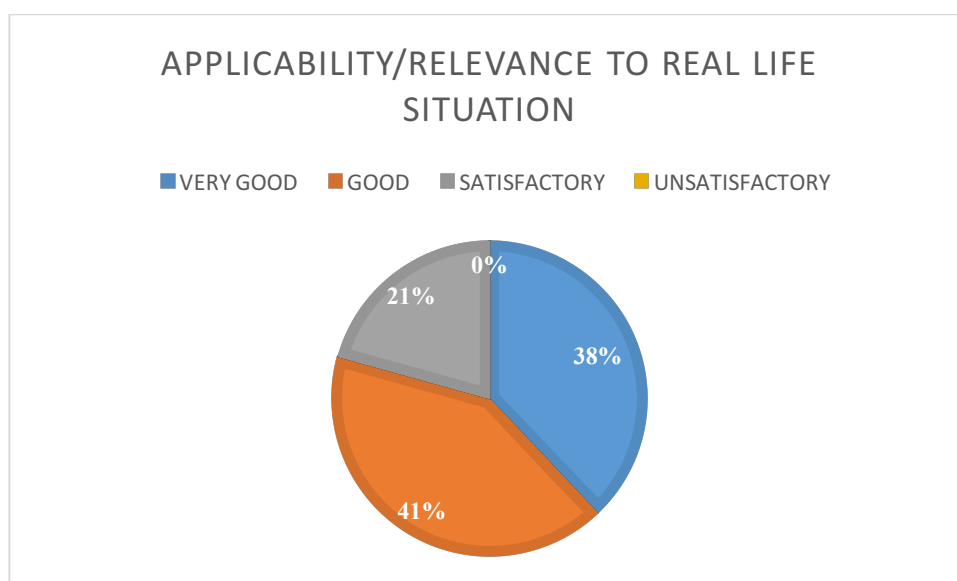


Chart 7 Teachers Feedback About Applicability to real life situation

Employability of the program

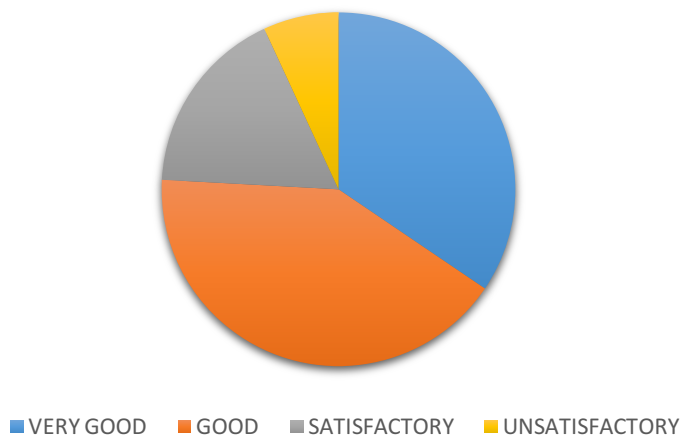


Chart 8 Teachers Feedback About Employability of Program

Parents Feedback Analysis Report

We have taken the feedback from parents on design and review of syllabus. The details of feedback are as follow

Analysis of feedback received from Parents

	5	4	3	2	1	Sum	5	4	3	2	1
Usefulness of syllabus in the employment & Entrepreneurship	26	15	11	2	14	68	38%	22%	16%	3%	21%
Role of syllabus in the personality development	23	22	8	3	12	68	34%	32%	12%	4%	18%
Use of syllabus in global competency and ICT	21	23	9	1	14	68	31%	34%	13%	1%	21%
Use of syllabus for admission in PG course and its use while learning P.G. course	24	18	10	4	12	68	35%	26%	15%	6%	18%
Does the syllabus add values to nationality	26	17	11	1	13	68	38%	25%	16%	1%	19%
Does the syllabus add values to Social responsibility?	20	18	16	2	12	68	29%	26%	24%	3%	18%
Does the syllabus add values to Environment awareness?	21	17	17	0	13	68	31%	25%	25%	0%	19%
Does the syllabus add values to Eradication of superstition?	23	18	12	1	14	68	34%	26%	18%	1%	21%
Does the syllabus add values to Social Justice?	23	21	7	1	16	68	34%	31%	10%	1%	24%
Usefulness of syllabus in the skill development & development of research attitude among the student	20	21	13	1	13	68	29%	31%	19%	1%	19%
Learning value (in terms of skills, concepts, knowledge, analytical abilities, or broadening perspectives)	20	22	10	1	15	68	29%	32%	15%	1%	22%
Applicability/relevance to real life situations	23	19	8	3	15	68	34%	28%	12%	4%	22%
Depth of the course content	17	25	7	4	15	68	25%	37%	10%	6%	22%
Extent of coverage of course	25	15	14	1	13	68	37%	22%	21%	1%	19%
Extent of effort required by students	22	20	9	1	16	68	32%	29%	13%	1%	24%
Relevance/learning value of project/ report	22	17	12	3	14	68	32%	25%	18%	4%	21%
Overall rating of Syllabus	20	22	11	1	14	68	29%	32%	16%	1%	21%

Table 9 Parents Feedback

Suggestions: -

1. need up gradation in social activities and sports.
2. Computer lab is not open.
3. The college is very good for student than others because teaching staff is very well educated and experienced.
4. All student attendance provided to parent monthly our parents. & Per monthly meeting.

Graphical presentation of Parents feedback on curriculum

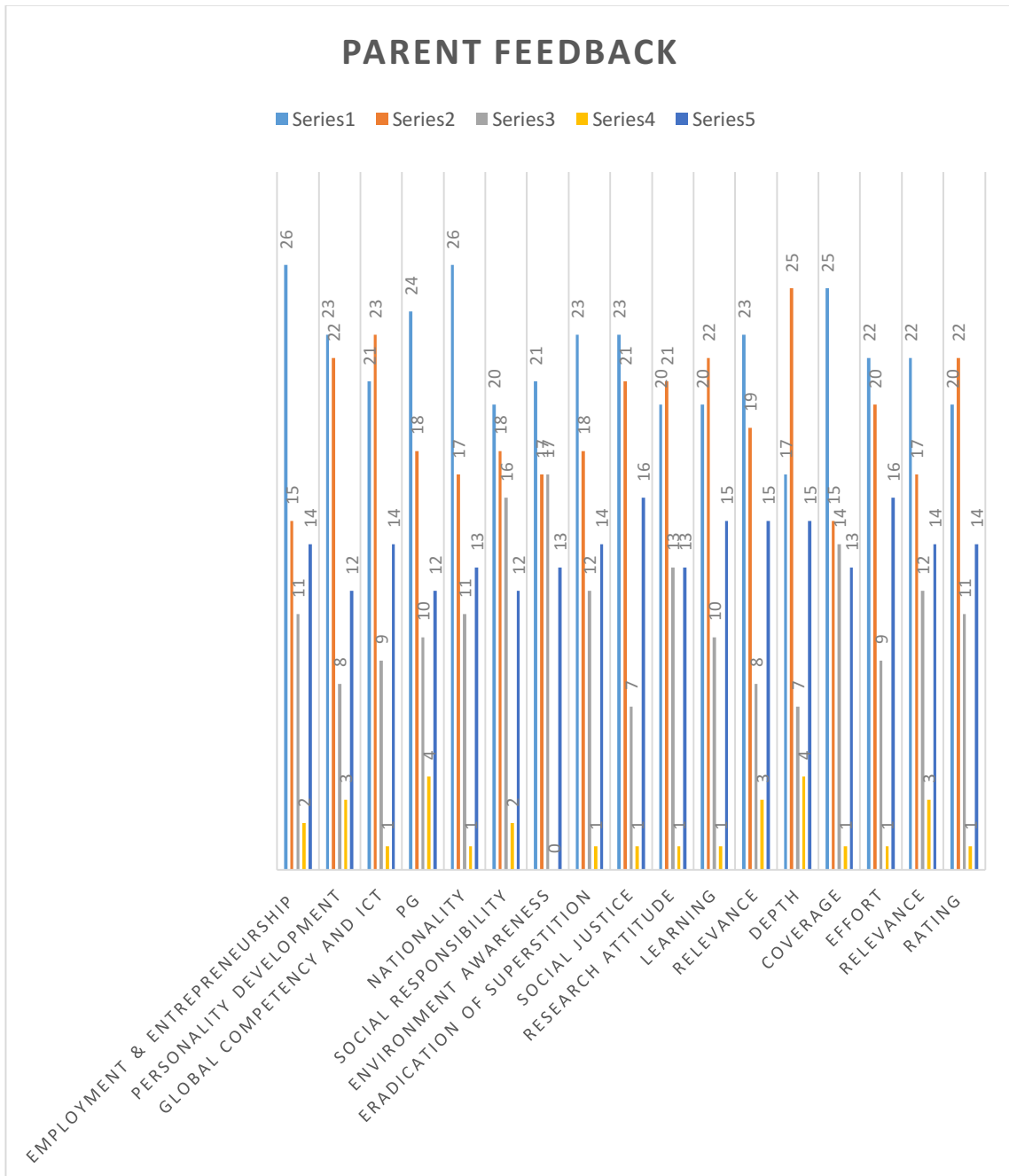


Chart 9 Parents Feedback

**Aundh Shikshan Mandel Aundh
Raja Shripatrao Bhagwantrao Mahavidyalaya, Aundh**

Action Taken Report on Feedback

Feedback is regular practice in college. The feedback on curriculum along with other aspects has been a routine practice of Internal Quality Assurance Cell (IQAC). The feedback of stakeholders being vital component of institute is of utmost important. A questionnaires was prepared and circulated among the stakeholders to know their views and opinion regarding curriculum. The feed is based on quantitative analysis of satisfaction of the curriculum containing theory, practical's, teaching evaluation methods, and related parameters.

Feedback on syllabus is taken online from stakeholders. It is analyzed, the feedback analysis report along with feedback forms is submitted to IQAC. This report presents the details of the feedback, its analysis and action taken on the same.

Findings:

1. The stakeholder's students, parents, teachers, and alumni's are satisfied with current curriculum with minor suggestions.
2. The Curricular and co-curricular activities are excellent.
3. Some Alumni suggest to start PG courses.
4. Students suggestions-
 - a) Devlope e- class system
 - b) Syllabus and programs are very help full for Competitive Exam.
 - c) Have to improve in other activities.
 - d) Have to encourage students to take part in extra curricular activities.
 - e) English Language lab available please.
5. Alumni Suggestion: -
 - a) Including maximum practical activities in the syllabus
 - b) Syllabus of tybsc should be based on near to MSc
 - c) Practically syllabus
 - d) Adding awareness about social securities and social laws
 - e) Language skills for students
6. Teachers Suggestions: -
 - a) Reference books may be increased more skill oriented courses may be introduced.
 - b) English Language Lab should be developed.
 - c) Increase ref. books of History in the Library.
 - d) Strengthen the library books in hindi subject.
 - e) Smart classroom is required.
 - f) examination span should be short.

- g) separate provision should be implemented for compulsory newly inserted courses.
- h) demonstration of dissection is essential.
- i) There is need to enhancement within entire system of college and particularly in the examination area.
- j) The number of text book and reference books has to increase in the library.
- k) syllabus of the programme (which is not in the hands of the college) should be skill oriented. So there should be improvement in the same accordingly.
- l) Lecture capturing system is required.
- m) Increase reference book in library LCS Required
- n) Increase reference book in library Need computer in department.
- o) Provide drinking water Net facility wherever possible.
- p) ICT facility should be improved.
- q) Lecture capturing system is required.

17. Parents Suggestions: -

- a) need up gradation in social activities and sports.
- b) Computer lab is not open.
- c) The college is very good for student than others because teaching staff is very well educated and experienced.
- d) All student attendance provided to parent monthly our parents. & Per monthly meeting.

Action Taken:

According to suggestion given by the stakeholders through the feedback the institution has endeavoured to fulfil the suggestions.



(Signature)
Principal,

Raja Shripatrao Bhagwantrao Mahavidyalaya, Aundh.

I/C PRINCIPAL
Raja Shripatrao Bhagwantrao
Mahavidyalaya, Aundh (Satara)