

“ Sheel, Sharir, Adhyayan ”  
Aundh Shikshan Mandal, Aundh



**Raja Shripatrao  
Bhagawantrao  
Mahavidyalaya, Aundh.  
(Satara)**

**Feedback Report  
2017-2018**

Table of Contents

<b>Students Feedback Analysis Report</b> .....	3
Analysis of feedback received from students .....	3
Suggestions .....	3
Graphical Presentation feedback received from Students .....	4
<b>STUDENTS PROGRAMME FEEDBACK</b> .....	5
<b>Alumni Feedback Analysis Report</b> .....	6
Analysis of feedback received from Alumni.....	6
Graphical Presentation feedback received from Alumni’s .....	7
<b>Teachers Feedback Analysis Report</b> .....	8
Analysis of feedback received from Teachers.....	8
Graphical presentation of Teacher’s feedback .....	9
Interpretation of analysis.....	10
Suggestions .....	10
<b>Parents Feedback Analysis Report</b> .....	13
Analysis of feedback received from Parents.....	13
Suggestions .....	13
Graphical presentation of Parents feedback on curriculum .....	14
<b>Action Taken Report on Feedback</b> .....	15
Table 1 Students Feedback .....	3
Table 2 Students Programme Feedback About Syllabus of each course.....	5
Table 3 Students Programme Feedback About Background for benefitting from the course .....	5
Table 4 Students Programme Feedback About Course Toughness.....	5
Table 5 Alumni Feedback .....	6
Table 6 Teachers Feedback .....	8
Table 7 Teachers Feedback Summary .....	10
Table 8 Parents Feedback .....	13
Chart 1 Students Feedback .....	4
Chart 2 Alumni Feedback .....	7
Chart 3 Teachers Feedback .....	9
Chart 4 Teachers Feedback About Adequacy of Syllabus.....	10
Chart 5 Teachers Feedback About Learning Values of Syllabus .....	11
Chart 6 Teachers Feedback About Relevance of Syllabus .....	11
Chart 7 Teachers Feedback About Employability of Programme .....	12
Chart 8 Parents Feedback .....	14

Students Feedback Analysis Report

We have taken the feedback from students on design and review of syllabus. The details of feedback are as follow

Analysis of feedback received from students

	5	4	3	2	1	Sum	5	4	3	2	1
Usefulness of syllabus in the employment & Entrepreneurship	26	21	20	0	1	68	38%	31%	29%	0%	1%
Role of syllabus in the personality development	22	27	18	1	0	68	32%	40%	26%	1%	0%
Use of syllabus in global competency and ICT	30	22	13	3	0	68	44%	32%	19%	4%	0%
Use of syllabus for admission in PG course and its use while learning P.G. course	19	29	16	1	3	68	28%	43%	24%	1%	4%
Does the syllabus add values to nationality	22	27	16	2	1	68	32%	40%	24%	3%	1%
Does the syllabus add values to Social responsibility?	25	17	14	9	3	68	37%	25%	21%	13%	4%
Does the syllabus add values to Environment awareness?	27	26	11	3	1	68	40%	38%	16%	4%	1%
Does the syllabus add values to Eradication of superstition?	27	26	11	2	2	68	40%	38%	16%	3%	3%
Does the syllabus add values to Social Justice?	25	17	14	9	3	68	37%	25%	21%	13%	4%
Usefulness of syllabus in the skill development & development of research attitude among the student	22	28	14	3	1	68	32%	41%	21%	4%	1%
Learning value (in terms of skills, concepts, knowledge, analytical abilities, or broadening perspectives)	20	26	17	2	3	68	29%	38%	25%	3%	4%
Applicability/relevance to real life situations	24	26	12	4	2	68	35%	38%	18%	6%	3%
Depth of the course content	29	21	16	1	1	68	43%	31%	24%	1%	1%
Extent of coverage of course	32	27	7	2	0	68	47%	40%	10%	3%	0%
Extent of effort required by students	21	25	20	2	0	68	31%	37%	29%	3%	0%
Relevance/learning value of project/report	29	23	16	0	0	68	43%	34%	24%	0%	0%
Overall rating of Syllabus	35	25	7	0	1	68	51%	37%	10%	0%	1%

Table 1 Students Feedback

Suggestions

1. Add New Syllabus
2. Add Problems in Physics & Reduce Theoretical

Graphical Presentation feedback received from Students

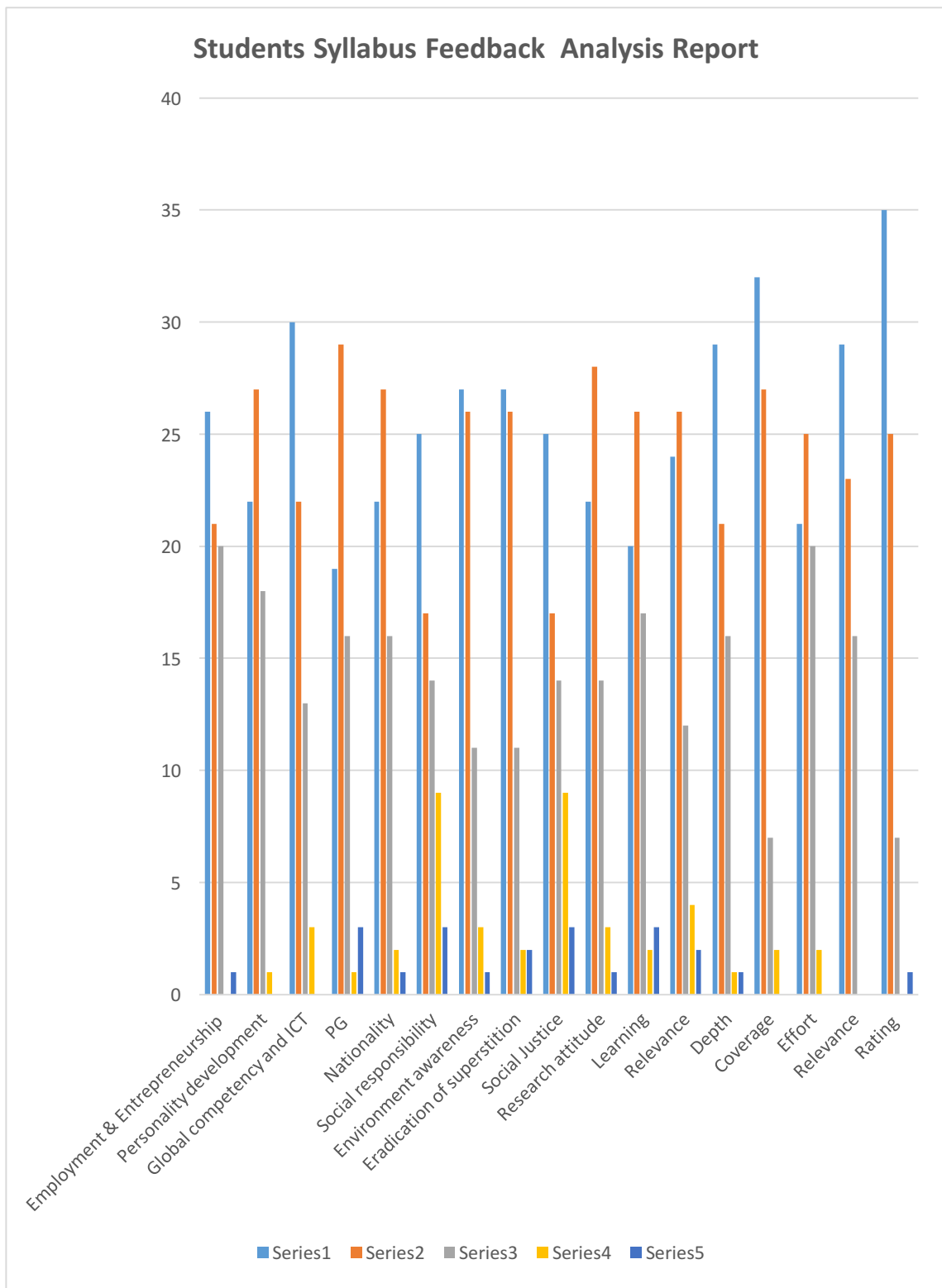


Chart 1 Students Feedback

**STUDENTS PROGRAMME FEEDBACK**

Feedback is regular practice in college. The feed is based on quantitative analysis of satisfaction of the curriculum containing theory, practical's, teaching evaluation methods, and related parameters. Students opinion on various objectives are measured in a four points. A random sample of 77 students from all the departments of the college selected. The data collected has been analysed and the results given below.

<i>The syllabus of each course was</i>		Adequate	Inadequate	Challenging	Dull	TOTAL
	<i>Score in %</i>	63%	3%	33%	1%	100%
	<i>n</i>	92	5	49	1	147

**Table 2 Students Programme Feedback About Syllabus of each course**

Students registers his/her feedback on syllabus, on an average 63% it shows that they feel adequate about syllabus, 3% opined that the the syllabus is inadequate, 33% opined that the the syllabus is challenging, while 1% opined that the the syllabus is dull

<i>Background for benefitting from the Couse was</i>	More than Adequate	Adequate	Inadequate	Cannot Say
	14%	83%	1%	1%
	21	122	2	2

**Table 3 Students Programme Feedback About Background for benefitting from the course**

Students registers his/her feedback on background for benefitting from the course was, on an average 14% it opined that syllabus was more than adequate, 83% it opined that syllabus was adequate, 1% it opined that syllabus was inadequate, 1%opined that they cannot say.

<i>Was the course easy or difficult to understand?</i>	Easy	Manageable	Difficult	Very Difficult
	67%	24%	9%	1%
	98	35	13	1

**Table 4 Students Programme Feedback About Course Toughness**

Students registers his/her feedback on course was easy or difficult to understand, on an average 67% it shows that they feel syllabus was easy, 24% opined that the the syllabus is manageable, 9% opined that the the syllabus was difficult, 1% opined that the the syllabus was very difficult.

Alumni Feedback Analysis Report

We have taken the feedback from Alumni on design and review of syllabus. The details of feedback are as follow

Analysis of feedback received from Alumni

	5	4	3	2	1	Sum	5	4	3	2	1
Usefulness of syllabus in the employment & Entrepreneurship	6	4	0	0	0	10	60%	40%	0%	0%	0%
Role of syllabus in the personality development	9	1	0	0	0	10	90%	10%	0%	0%	0%
Use of syllabus in global competency and ICT	6	4	1	1	0	12	50%	33%	8%	8%	0%
Use of syllabus for admission in PG course and its use while learning P.G. course	5	6	1	0	0	12	42%	50%	8%	0%	0%
Does the syllabus add values to nationality	8	4	0	0	0	12	67%	33%	0%	0%	0%
Does the syllabus add values to Social responsibility?	6	6	0	0	0	12	50%	50%	0%	0%	0%
Does the syllabus add values to Environment awareness?	6	5	1	0	0	12	50%	42%	8%	0%	0%
Does the syllabus add values to Eradication of superstition?	7	5	0	0	0	12	58%	42%	0%	0%	0%
Does the syllabus add values to Social Justice?	6	6	0	0	0	12	50%	50%	0%	0%	0%
Usefulness of syllabus in the skill development & development of research attitude among the student	6	6	0	0	0	12	50%	50%	0%	0%	0%
Learning value (in terms of skills, concepts, knowledge, analytical abilities, or broadening perspectives)	6	5	0	1	0	12	50%	42%	0%	8%	0%
Applicability/relevance to real life situations	6	6	0	0	0	12	50%	50%	0%	0%	0%
Depth of the course content	6	5	1	0	0	12	50%	42%	8%	0%	0%
Extent of coverage of course	5	6	0	1	0	12	42%	50%	0%	8%	0%
Extent of effort required by students	3	9	0	0	0	12	25%	75%	0%	0%	0%
Relevance/learning value of project/ report	8	4	0	0	0	12	67%	33%	0%	0%	0%
Overall rating of Syllabus	9	3	0	0	0	12	75%	25%	0%	0%	0%

Table 5 Alumni Feedback

Graphical Presentation feedback received from Alumni's

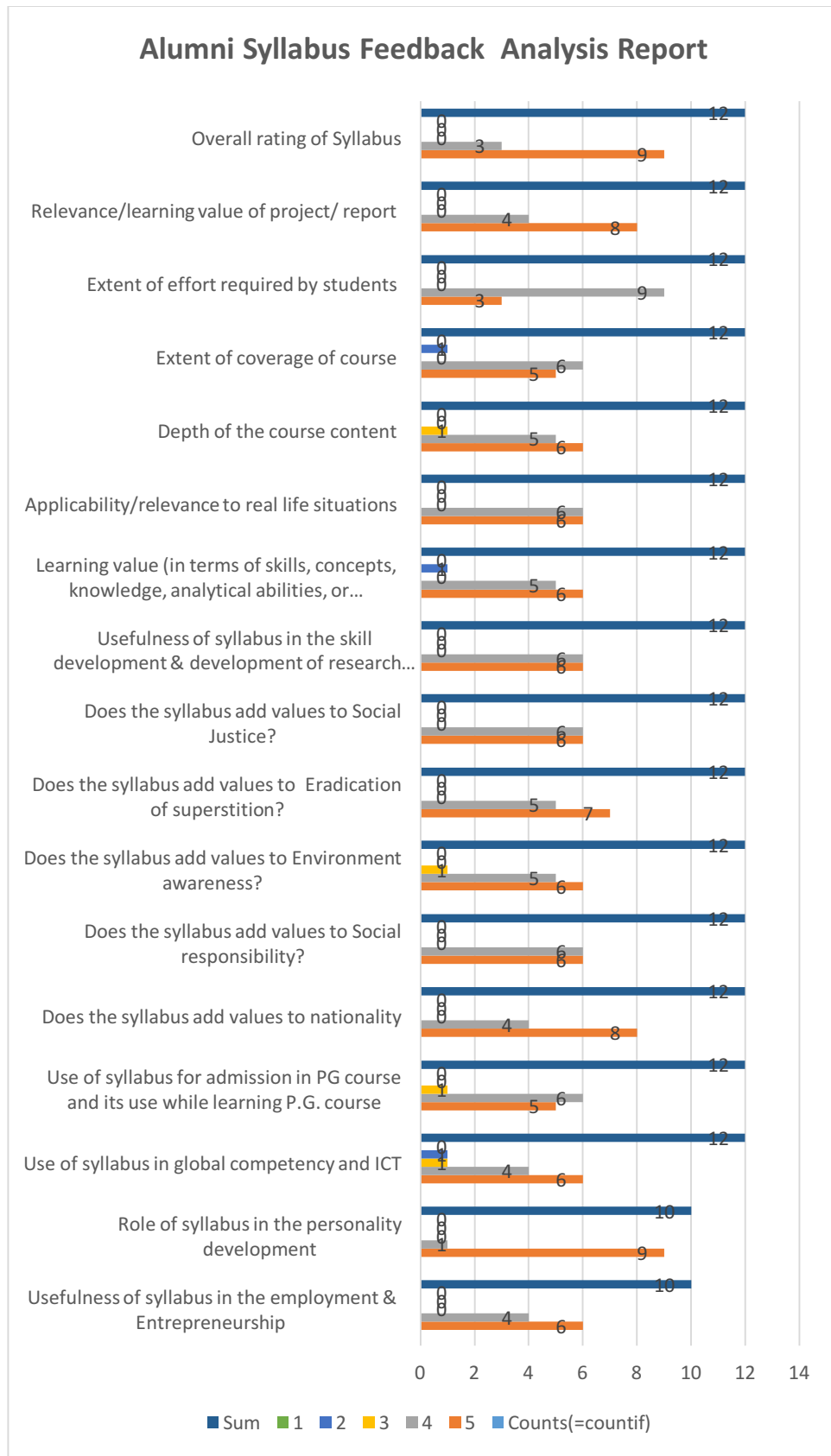


Chart 2 Alumni Feedback

**Teachers Feedback Analysis Report**

We have taken the feedback from teacher on design and review of syllabus. We have designed a special feedback form on curriculum development. We have received feedback from 29 teachers. The details of feedback are as follow.

Analysis of feedback received from Teachers

Curriculum, Teaching, Learning and Evaluation and infrastructure		VERY GOOD	GOOD	SATISFACTORY	UNSATISFACTORY
1	Syllabus is adequate to the course	13	13	3	0
2	Learning values of syllabus (in terms of skills, concepts, analytical abilities, etc...)	11	15	3	0
3	Applicability/Relevance to real life situation	11	9	8	1
4	Employability of the program	8	12	7	2
5	Course content is followed by corresponding reference materials	8	18	3	
6	Sufficient number of prescribed books are available in the Library	5	14	6	4
7	Infrastructural facilities	13	10	5	1
8	Sufficient time is available to conduct examination for coverage of all units in the syllabus	9	13	5	2
9	Freedom to adopt new techniques of teaching	14	12	3	0
10	Freedom to adopt/adapt new techniques/strategies of testing and assessment of students	14	10	5	0
11	The environment in the college is conducive to teaching and research	9	14	5	1
12	The administration is teacher friendly	16	8	4	1

Table 6 Teachers Feedback



Graphical presentation of Teacher’s feedback



Chart 3 Teachers Feedback

Interpretation of analysis

On an average each teacher registers his/her feedback .37.64% it shows that they feel very good with syllabus, 42.53% opined that the the syllabus is Good, 16.37%% opined that the the syllabus friendly is satisfactory, while 3.44% opined that the syllabus is unsatisfactory.

Majority of teachers noticed inclusion of additional topics and practical's in the syllabus.

	Very Good	Good	Satisfactory	Unsatisfactory
n	131	148	57	12
Score in %	37.64%	42.53%	16.37%	3.44%

Table 7 Teachers Feedback Summary

Suggestions

1. Extension of ICT facilities.
2. Online feedback system.
3. Strengthen Carrier oriented courses.

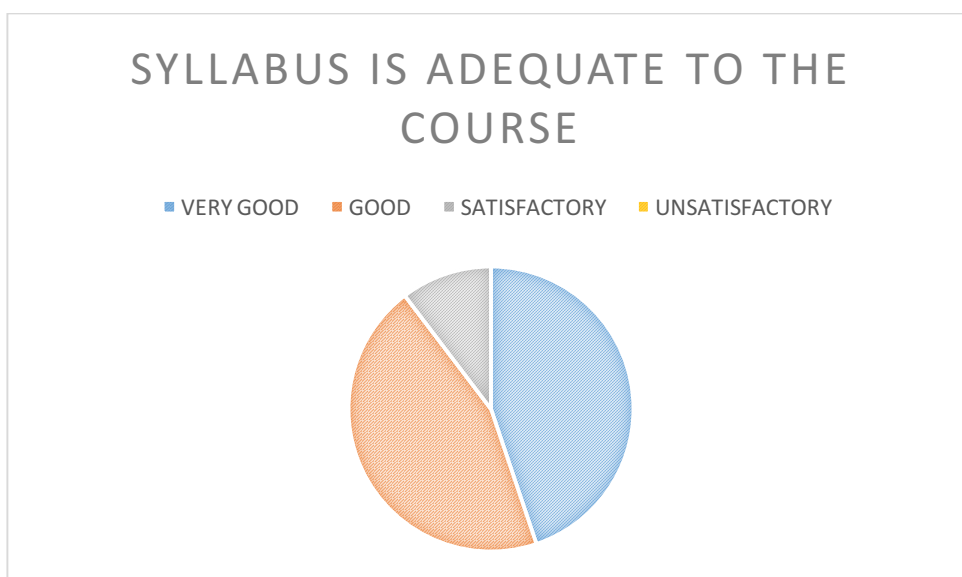


Chart 4 Teachers Feedback About Adequacy of Syllabus

LEARNING VALUES OF SYLLABUS (IN TERMS OF SKILLS, CONCEPTS, ANALYTICAL ABILITIES, ETC...)

■ VERY GOOD ■ GOOD ■ SATISFACTORY ■ UNSATISFACTORY

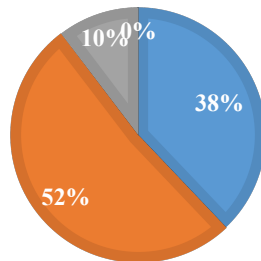


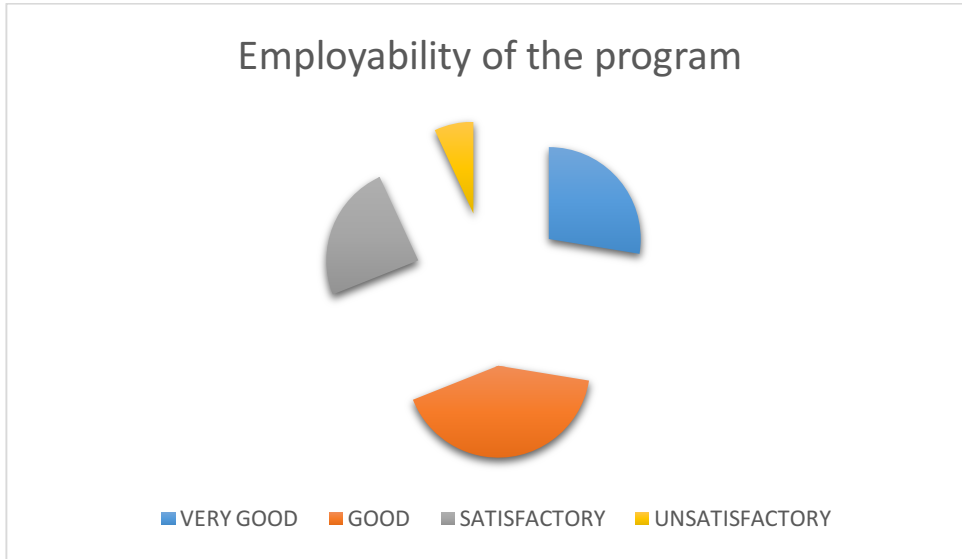
Chart 5 Teachers Feedback About Learning Values of Syllabus

Applicability/Relevance to real life situation

■ VERY GOOD ■ GOOD ■ SATISFACTORY ■ UNSATISFACTORY



Chart 6 Teachers Feedback About Relevance of Syllabus



**Chart 7 Teachers Feedback About Employability of Programme**

Parents Feedback Analysis Report

We have taken the feedback from parents on design and review of syllabus. The details of feedback are as follow

Analysis of feedback received from Parents

	5	4	3	2	1	Sum	5	4	3	2	1
Usefulness of syllabus in the employment & Entrepreneurship	25	30	16	1	0	72	35%	42%	22%	1%	0%
Role of syllabus in the personality development	20	33	18	1	0	72	28%	46%	25%	1%	0%
Use of syllabus in global competency and ICT	24	24	21	3	0	72	33%	33%	29%	4%	0%
Use of syllabus for admission in PG course and its use while learning P.G. course	30	19	17	5	1	72	42%	26%	24%	7%	1%
Does the syllabus add values to nationality	14	35	18	3	2	72	19%	49%	25%	4%	3%
Does the syllabus add values to Social responsibility?	28	19	18	6	1	72	39%	26%	25%	8%	1%
Does the syllabus add values to Environment awareness?	28	24	16	4	0	72	39%	33%	22%	6%	0%
Does the syllabus add values to Eradication of superstition?	29	29	12	2	0	72	40%	40%	17%	3%	0%
Does the syllabus add values to Social Justice?	28	19	18	6	1	72	39%	26%	25%	8%	1%
Usefulness of syllabus in the skill development & development of research attitude among the student	25	31	11	4	1	72	35%	43%	15%	6%	1%
Learning value (in terms of skills, concepts, knowledge, analytical abilities, or broadening perspectives)	20	32	17	2	1	72	28%	44%	24%	3%	1%
Applicability/relevance to real life situations	19	32	18	2	1	72	26%	44%	25%	3%	1%
Depth of the course content	14	40	16	1	1	72	19%	56%	22%	1%	1%
Extent of coverage of course	22	29	17	3	1	72	31%	40%	24%	4%	1%
Extent of effort required by students	23	26	19	3	1	72	32%	36%	26%	4%	1%
Relevance/learning value of project/report	29	28	12	2	1	72	40%	39%	17%	3%	1%
Overall rating of Syllabus	19	34	16	2	1	72	26%	47%	22%	3%	1%

Table 8 Parents Feedback

Suggestions

1. Updating of syllabus
2. Basic concept include in syllabus
3. Start PG course in Chemistry
- 4.

Graphical presentation of Parents feedback on curriculum

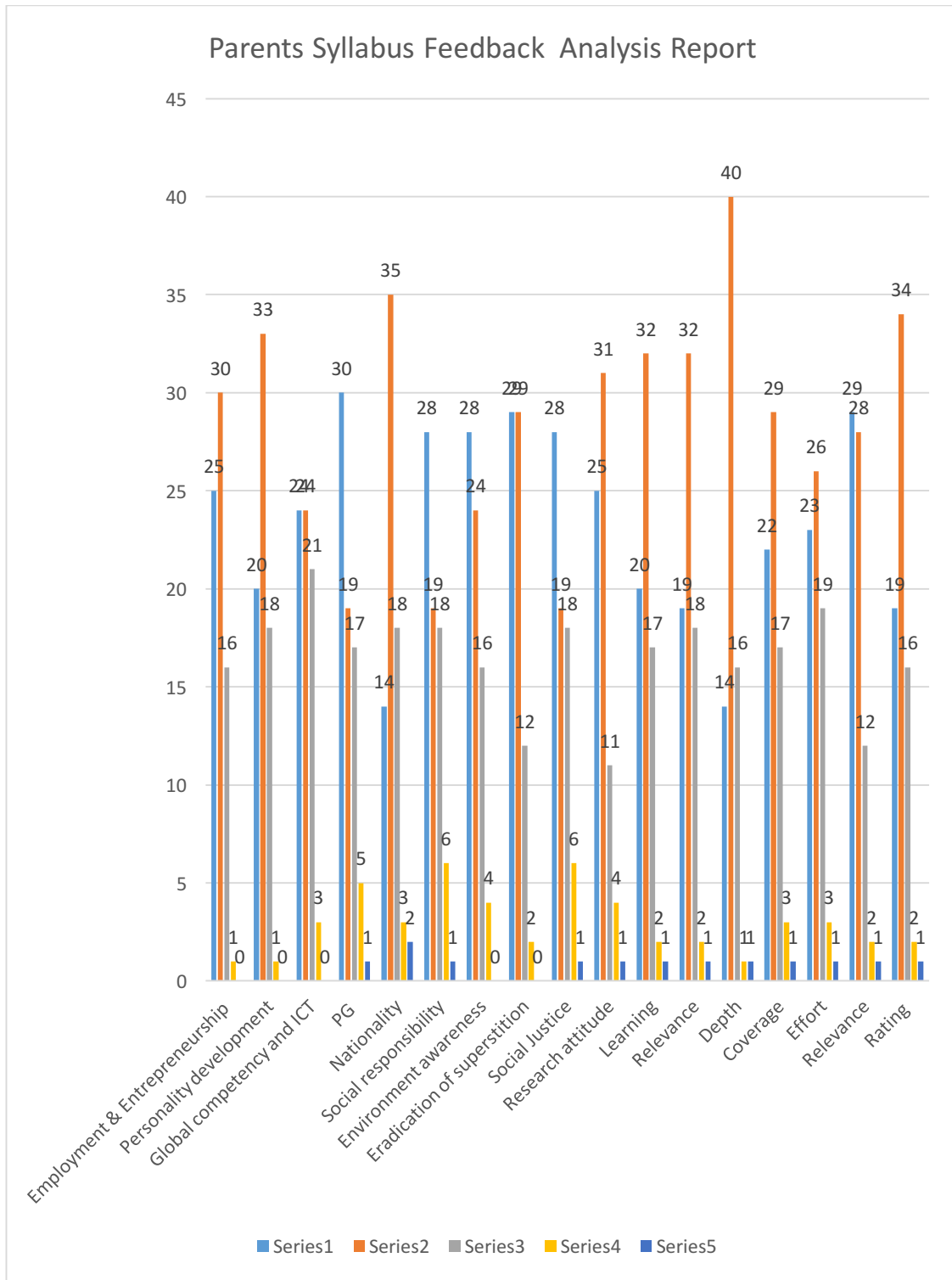


Chart 8 Parents Feedback

## Action Taken Report on Feedback

**Aundh Shikshan Mandel Aundh  
Raja Shripatrao Bhagwantrao Mahavidyalaya, Aundh**



### Action Taken Report on Feedback

Feedback is regular practice in college. The feedback on curriculum along with other aspects has been a routine practice of Internal Quality Assurance Cell (IQAC). The feedback of stakeholders being vital component of institute is of utmost important. A questionnaires was prepared and circulated among the stakeholders to know their views and opinion regarding curriculum. The feed is based on quantitative analysis of satisfaction of the curriculum containing theory, practical's, teaching evaluation methods, and related parameters.


Feedback on syllabus is taken manually from stakeholders. It is analyzed, the feedback analysis report along with feedback forms is submitted to IQAC. This report presents the details of the feedback, its analysis and action taken on the same.

#### Findings:

1. The stakeholder's students, parents, teachers, and alumni's are satisfied with current curriculum with minor suggestions.
2. The Curricular and co-curricular activities are excellent.
3. Some parent suggests to start PG courses, updating of syllabus.
4. Students suggest add new syllabus and problems in Physics & reduce theoretical.
5. Teachers suggested that extension of ICT facilities, Online feedback system, strengthen carrier oriented courses.

#### Action Taken:

According to suggestion given by the stakeholders through the feedback the institution has endeavoured to fulfil the suggestions. The institution will send proposal for new programme. The institution will start courses, online feedback system.

  
**PRINCIPAL**  
Raja Shripatrao Bhagwantrao  
Mahavidyalaya, Aundh (Satara)  
Principal,

Raja Shripatrao Bhagwantrao Mahavidyalaya, Aundh.