

*“ Sheel, Sharir, Adhyayan ”
Aundh Shikshan Mandal, Aundh*



***Raja Shripatrao
Bhagawantrao
Mahavidyalaya, Aundh.
(Satara)***

Feedback Report

2015-2016

Table of Contents

STUDENTS FEEDBACK ANALYSIS REPORT 4

 ANALYSIS OF FEEDBACK RECEIVED FROM STUDENTS 4

 GRAPHICAL PRESENTATION FEEDBACK RECEIVED FROM STUDENTS..... 6

STUDENTS PROGRAMME FEEDBACKS 7

ALUMNI FEEDBACK ANALYSIS REPORT 8

 ANALYSIS OF FEEDBACK RECEIVED FROM ALUMNI..... 8

 SUGGESTIONS: - 9

 GRAPHICAL PRESENTATION FEEDBACK RECEIVED FROM ALUMNI’S..... 10

TEACHERS FEEDBACK ANALYSIS REPORT 11

 ANALYSIS OF FEEDBACK RECEIVED FROM TEACHERS 11

 GRAPHICAL PRESENTATION OF TEACHER’S FEEDBACK 12

 INTERPRETATION OF ANALYSIS 13

PARENTS FEEDBACK ANALYSIS REPORT 16

 ANALYSIS OF FEEDBACK RECEIVED FROM PARENTS..... 16

 Suggestions: - 17

 GRAPHICAL PRESENTATION OF PARENTS FEEDBACK ON CURRICULUM 18

Table 1 Students Feedback..... 5

Table 2 Students Programme Feedback About Syllabus 7

Table 3 Students Programme Feedback About Background for benefitting from the course 7

Table 4 Students Programme Feedback About Course Toughness..... 7

Table 5 Alumni Feedback..... 9

Table 6 Teachers Feedback..... 12

Table 7 Teachers Feedback Summary..... 13

Table 8 Parents Feedback..... 17

Chart 1 Students Feedback..... 6

Chart 2 Alumni Feedback 10

Chart 3 Teachers Feedbac 12

Chart 4 Teachers Feedback About Syllabus Adequate 13

Chart 5 Teachers Feedback About Learning Value of Syllabus 14

Chart 6 Teachers Feedback About Relevance of Syllabus..... 14

Chart 7 Teachers Feedback About Employability 15

Chart 8 Parents Feedback..... 18

Students Feedback Analysis Report

We have taken the feedback from students on design and review of syllabus. The details of feedback are as follow

Analysis of feedback received from students

	Count						Percentage				
	5	4	3	2	1	Sum	5	4	3	2	1
<i>Usefulness of syllabus in the employment & Entrepreneurship</i>	5	5	2	0	1	13	38%	38%	15%	0%	8%
<i>Role of syllabus in the personality development</i>	5	6	1	1	0	13	38%	46%	8%	8%	0%
<i>Use of syllabus in global competency and ICT</i>	6	3	2	2	0	13	46%	23%	15%	15%	0%
<i>Use of syllabus for admission in PG course and its use while learning P.G. course</i>	4	6	1	1	1	13	31%	46%	8%	8%	8%
<i>Does the syllabus add values to nationality</i>	8	3	2	0	0	13	62%	23%	15%	0%	0%
<i>Does the syllabus add values to Social responsibility?</i>	6	6	1	0	0	13	46%	46%	8%	0%	0%
<i>Does the syllabus add values to Environment awareness?</i>	6	5	2	0	0	13	46%	38%	15%	0%	0%
<i>Does the syllabus add values to Eradication of superstition?</i>	3	7	2	1	0	13	23%	54%	15%	8%	0%
<i>Does the syllabus add values to Social Justice?</i>	6	6	1	0	0	13	46%	46%	8%	0%	0%
<i>Usefulness of syllabus in the skill development & development of research attitude among the student</i>	5	5	1	1	1	13	38%	38%	8%	8%	8%
<i>Learning value (in terms of skills, concepts, knowledge, analytical abilities, or broadening perspectives)</i>	8	3	2	0	0	13	62%	23%	15%	0%	0%

<i>Applicability/relevance to real life situations</i>	7	5	1	0	0	13	54%	38%	8%	0%	0%
<i>Depth of the course content</i>	8	3	1	0	1	13	62%	23%	8%	0%	8%
<i>Extent of coverage of course</i>	3	9	1	0	0	13	23%	69%	8%	0%	0%
<i>Extent of effort required by students</i>	6	4	3	0	0	13	46%	31%	23%	0%	0%
<i>Relevance/learning value of project/report</i>	5	7	1	0	0	13	38%	54%	8%	0%	0%
<i>Overall rating of Syllabus</i>	9	4	0	0	0	13	69%	31%	0%	0%	0%

Table 1 Students Feedback

Graphical Presentation feedback received from Students

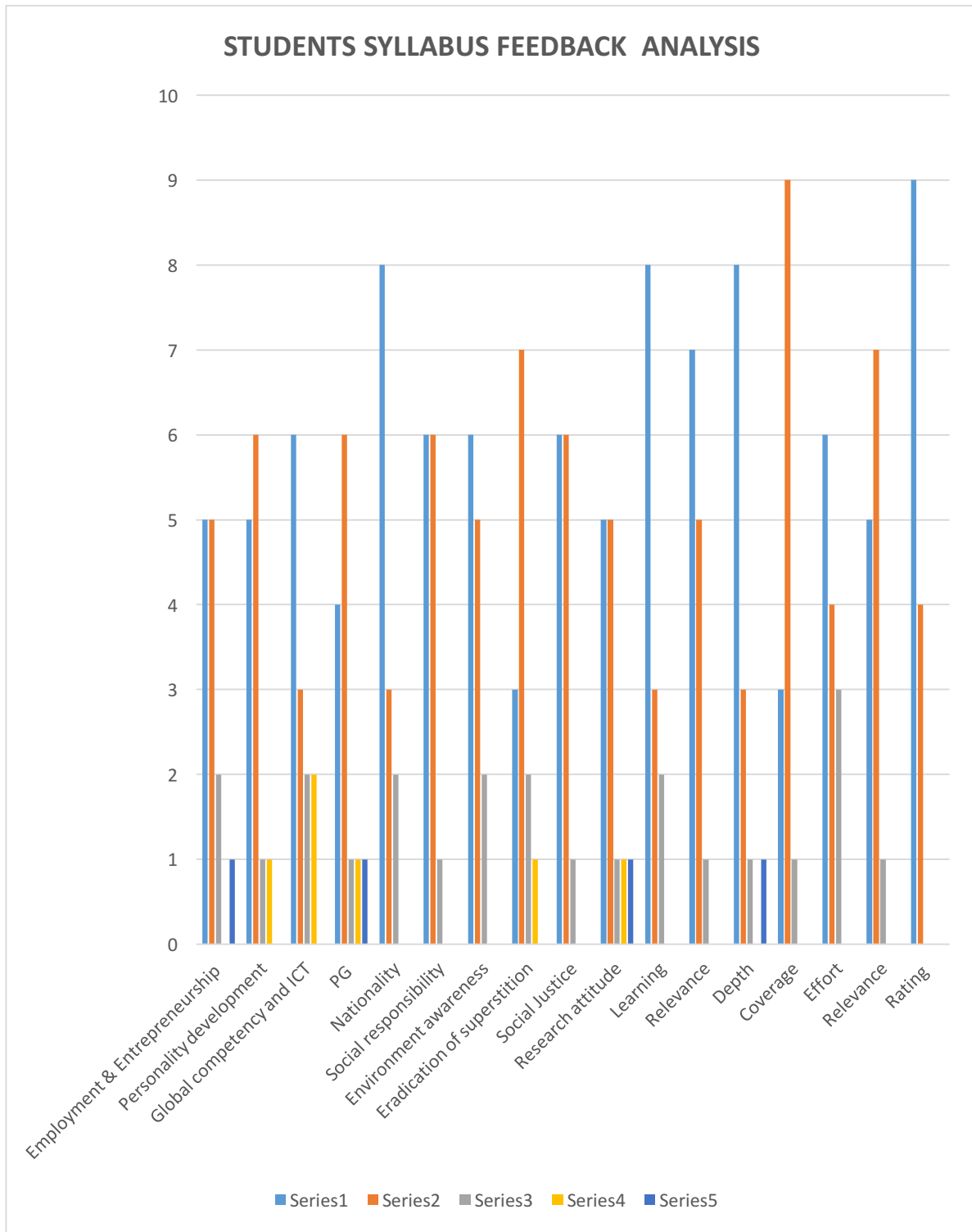


Chart 1 Students Feedback

STUDENTS PROGRAMME FEEDBACKS

Feedback is regular practice in college. The feed is based on quantitative analysis of satisfaction of the curriculum containing theory, practical's, teaching evaluation methods, and related parameters. Students opinion on various objectives are measured in a four points. A random sample of 110 students from all the departments of the college selected. The data collected has been analysed and the results given below.

The syllabus of each course was		Adequate	Inadequate	Challenging	Dull	TOTAL
	Score in %	58%	17%	25%	0%	100%
	n	64	19	27	0	110

Table 2 Students Programme Feedback About Syllabus

Students registers his/her feedback on syllabus, on an average 58% it shows that they feel adequate about syllabus, 17% opined that the the syllabus is inadequate, while 25% opined that the the syllabus is challenging.

Background for benefitting from the Couse was	More than Adequate	Adequate	Inadequate	Cannot Say
	40%	55%	3%	3%
	44	60	3	3

Table 3 Students Programme Feedback About Background for benefitting from the course

Students registers his/her feedback on background for benefitting from the course was, on an average 40% it opined that syllabus was more than adequate, 55% it opined that syllabus was adequate, 3% it opined that syllabus was inadequate, 6% opined that they cannot say.

Was the course easy or difficult to understand?	Easy	Manageable	Difficult	Very Difficult
	63%	33%	2%	3%
	69	36	2	3

Table 4 Students Programme Feedback About Corse Toughness

Students registers his/her feedback on course was easy or difficult to understand, on an average 63% it shows that they feel syllabus was easy, 33% opined that the the syllabus is manageable, 2% opined that the the syllabus was difficult, 3% opined that the the syllabus was very difficult.

Alumni Feedback Analysis Report

We have taken the feedback from Alumni on design and review of syllabus. The details of feedback are as follow

Analysis of feedback received from Alumni

	5	4	3	2	1	Sum	5	4	3	2	1
<i>Usefulness of syllabus in the employment & Entrepreneurship</i>	3	3	2	0	0	8	38%	38%	25%	0%	0%
<i>Role of syllabus in the personality development</i>	5	2	1	0	0	8	63%	25%	13%	0%	0%
<i>Use of syllabus in global competency and ICT</i>	4	3	0	1	0	8	50%	38%	0%	13%	0%
<i>Use of syllabus for admission in PG course and its use while learning P.G. course</i>	4	2	1	1	0	8	50%	25%	13%	13%	0%
<i>Does the syllabus add values to nationality</i>	5	2	0	1	0	8	63%	25%	0%	13%	0%
<i>Does the syllabus add values to Social responsibility?</i>	5	1	2	0	0	8	63%	13%	25%	0%	0%
<i>Does the syllabus add values to Environment awareness?</i>	3	4	1	0	0	8	38%	50%	13%	0%	0%
<i>Does the syllabus add values to Eradication of superstition?</i>	6	1	0	1	0	8	75%	13%	0%	13%	0%
<i>Does the syllabus add values to Social Justice?</i>	5	1	2	0	0	8	63%	13%	25%	0%	0%
<i>Usefulness of syllabus in the skill development & development of research attitude among the student</i>	5	2	0	1	0	8	63%	25%	0%	13%	0%
<i>Learning value (in terms of skills, concepts, knowledge, analytical abilities, or broadening perspectives)</i>	3	5	0	0	0	8	38%	63%	0%	0%	0%
<i>Applicability/relevance to real life situations</i>	4	3	1	0	0	8	50%	38%	13%	0%	0%

<i>Depth of the course content</i>	6	1	1	0	0	8	75%	13%	13%	0%	0%
<i>Extent of coverage of course</i>	4	2	0	2	0	8	50%	25%	0%	25%	0%
<i>Extent of effort required by students</i>	4	3	1	0	0	8	50%	38%	13%	0%	0%
<i>Relevance/learning value of project/ report</i>	4	1	3	0	0	8	50%	13%	38%	0%	0%
<i>Overall rating of Syllabus</i>	7	1	0	0	0	8	88%	13%	0%	0%	0%

Table 5 Alumni Feedback

Suggestions: -

1. Start PG Courses.

Graphical Presentation feedback received from Alumni's

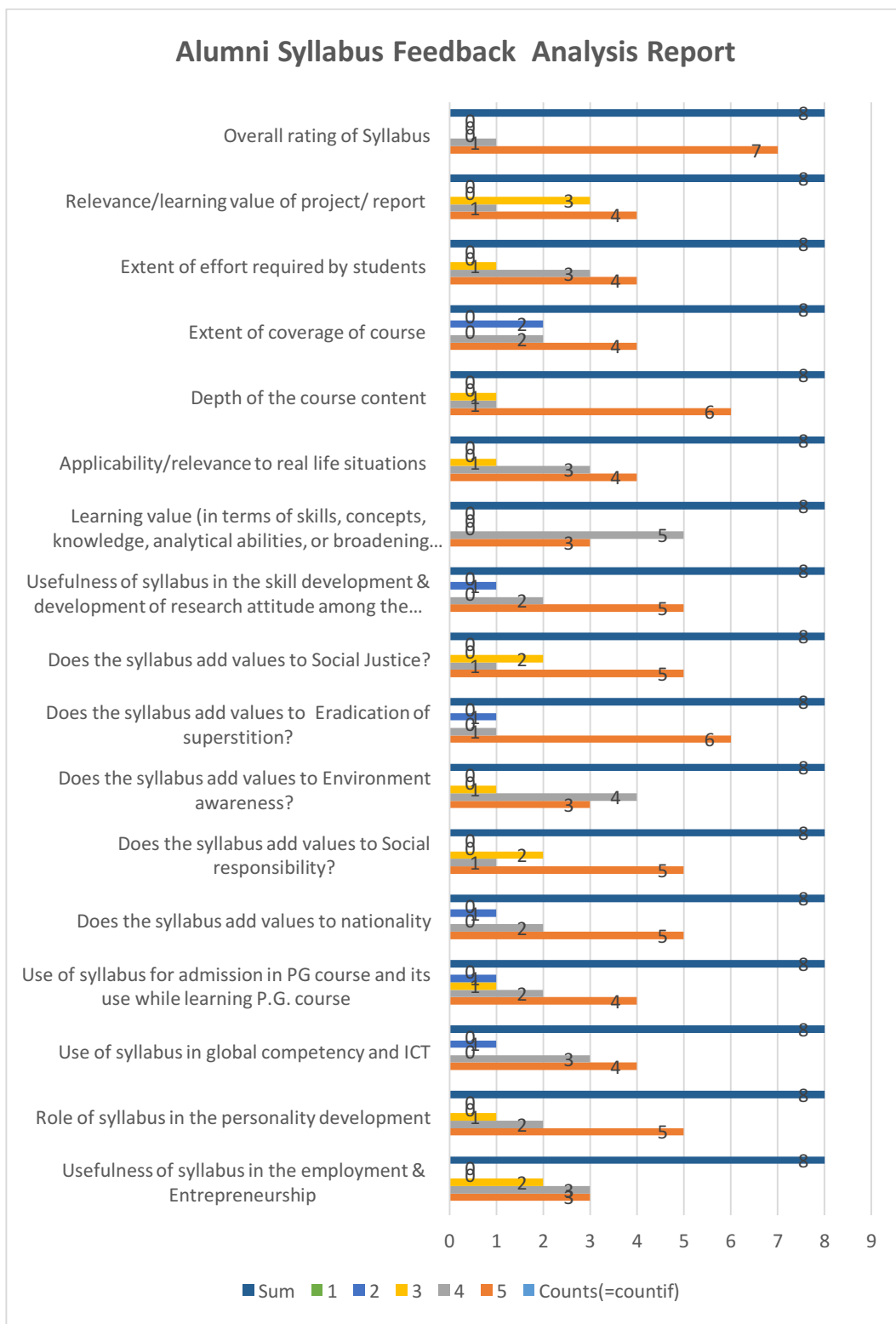


Chart 2 Alumni Feedback

Teachers Feedback Analysis Report

We have taken the feedback from teacher on design and review of syllabus. We have designed a special feedback form on curriculum development. We have received feedback from 29 teachers. The details of feedback are as follow.

Analysis of feedback received from Teachers

Curriculum, Teaching, Learning and Evaluation and infrastructure		VERY GOOD	GOOD	SATISFACTORY	UNSATISFACTORY
1	Syllabus is adequate to the course	13	13	2	1
2	Learning values of syllabus (in terms of skills, concepts, analytical abilities, etc...)	9	17	2	1
3	Applicability/Relevance to real life situation	13	11	5	0
4	Employability of the program	8	14	5	2
5	Course content is followed by corresponding reference materials	6	16	7	0
6	Sufficient number of prescribed books are available in the Library	3	15	8	3
7	Infrastructural facilities	17	6	5	1
8	Sufficient time is available to conduct examination for coverage of all units in the syllabus	10	13	4	2
9	Freedom to adopt new techniques of teaching	7	18	4	0
10	Freedom to adopt/adapt new techniques/strategies of testing and assessment of students	14	10	5	0

11	The environment in the college is conducive to teaching and research	7	16	5	1
12	The administration is teacher friendly	13	10	5	1

Table 6 Teachers Feedback

Graphical presentation of Teacher's feedback

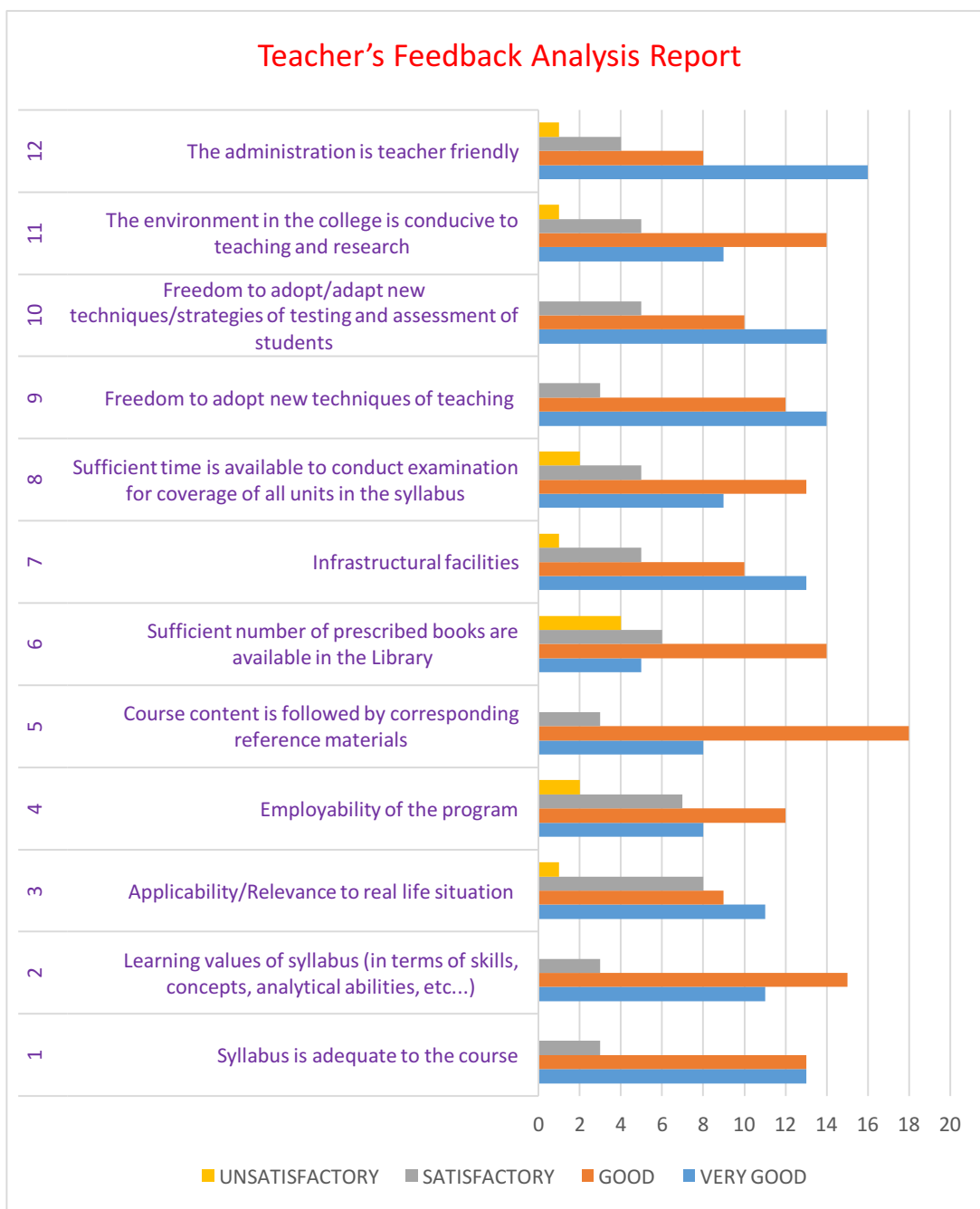


Chart 3 Teachers Feedback

Interpretation of analysis

Each teacher registers his/her feedback, on an average 34.48% it shows that they feel very good with syllabus, 45.68% opined that the the syllabus is Good, 16.37% opined that the the syllabus friendly is satisfactory, while 3.44% opined that the syllabus is unsatisfactory

	Very Good	Good	Satisfactory	Unsatisfactory
<i>n</i>	120	159	57	12
Score in %	34.48%	45.68%	16.37%	3.44%

Table 7 Teachers Feedback Summary

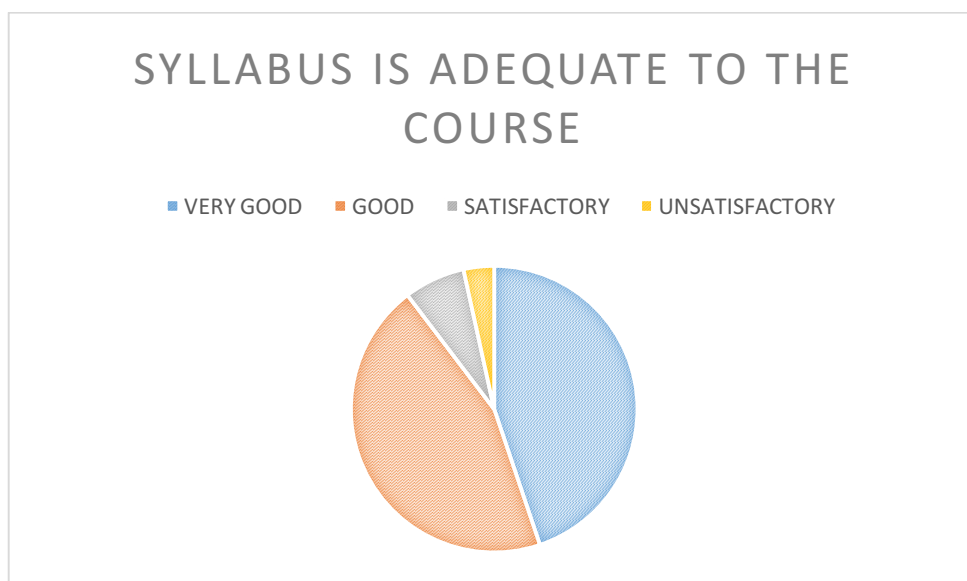


Chart 4 Teachers Feedback About Syllabus Adequate

Learning values of syllabus (in terms of skills, concepts, analytical abilities, etc...)

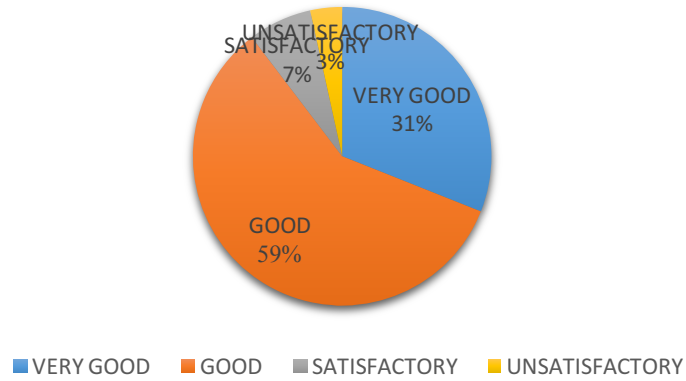


Chart 5 Teachers Feedback About Learning Value of Syllabus

Applicability/Relevance to real life situation

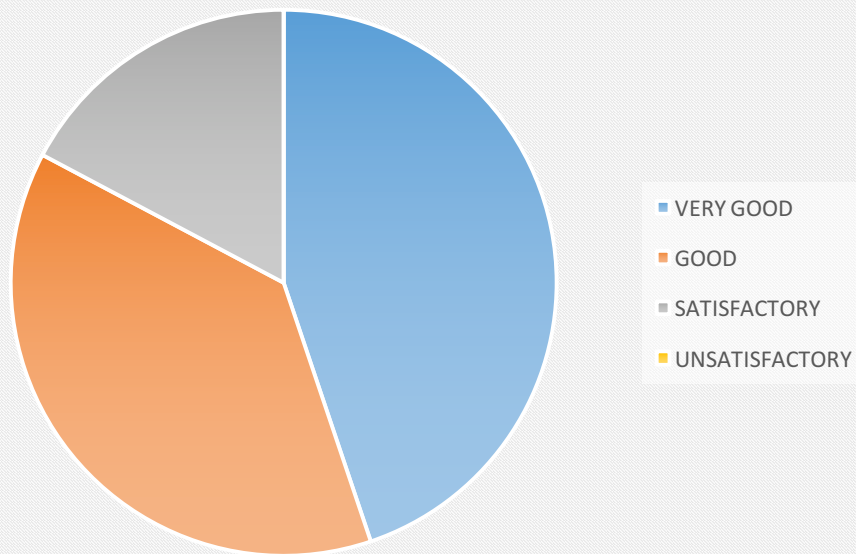


Chart 6 Teachers Feedback About Relevance of Syllabus

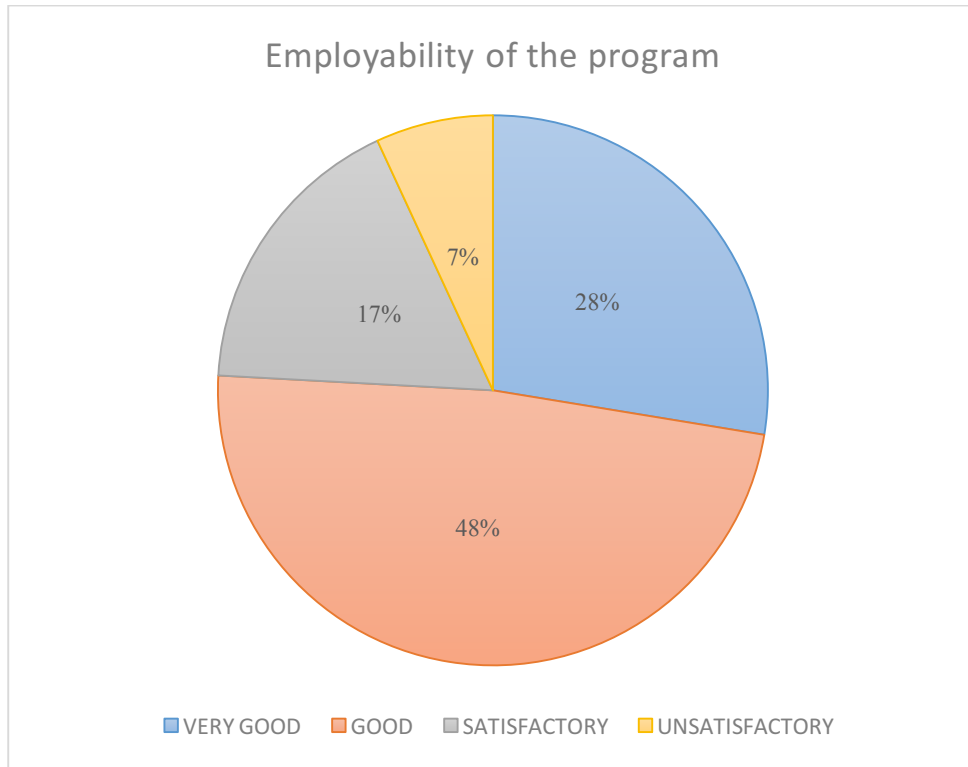


Chart 7 Teachers Feedback About Employability

Parents Feedback Analysis Report

We have taken the feedback from parents on design and review of syllabus. The details of feedback are as follows:

Analysis of feedback received from Parents

	5	4	3	2	1	Sum	5	4	3	2	1
<i>Usefulness of syllabus in the employment & Entrepreneurship</i>	7	6	0	0	0	13	54%	46%	0%	0%	0%
<i>Role of syllabus in the personality development</i>	9	2	2	0	0	13	69%	15%	15%	0%	0%
<i>Use of syllabus in global competency and ICT</i>	7	5	0	1	0	13	54%	38%	0%	8%	0%
<i>Use of syllabus for admission in PG course and its use while learning P.G. course</i>	4	7	2	0	0	13	31%	54%	15%	0%	0%
<i>Does the syllabus add values to nationality</i>	7	3	3	0	0	13	54%	23%	23%	0%	0%
<i>Does the syllabus add values to Social responsibility?</i>	6	5	1	1	0	13	46%	38%	8%	8%	0%
<i>Does the syllabus add values to Environment awareness?</i>	4	8	1	0	0	13	31%	62%	8%	0%	0%
<i>Does the syllabus add values to Eradication of superstition?</i>	7	4	2	0	0	13	54%	31%	15%	0%	0%
<i>Does the syllabus add values to Social Justice?</i>	6	5	1	1	0	13	46%	38%	8%	8%	0%
<i>Usefulness of syllabus in the skill development & development of research attitude among the student</i>	4	8	1	0	0	13	31%	62%	8%	0%	0%
<i>Learning value (in terms of skills, concepts, knowledge, analytical abilities, or broadening perspectives)</i>	5	8	0	0	0	13	38%	62%	0%	0%	0%
<i>Applicability/relevance to real life situations</i>	7	3	3	0	0	13	54%	23%	23%	0%	0%
<i>Depth of the course content</i>	4	6	2	1	0	13	31%	46%	15%	8%	0%

<i>Extent of coverage of course</i>	6	6	0	0	1	13	46%	46%	0%	0%	8%
<i>Extent of effort required by students</i>	7	5	1	0	0	13	54%	38%	8%	0%	0%
<i>Relevance/learning value of project/ report</i>	7	5	1	0	0	13	54%	38%	8%	0%	0%
<i>Overall rating of Syllabus</i>	5	8	0	0	0	13	38%	62%	0%	0%	0%

Table 8 Parents Feedback

Suggestions: -

1. *Improve Library*
2. *Improve syllabus for employability*

Graphical presentation of Parents feedback on curriculum

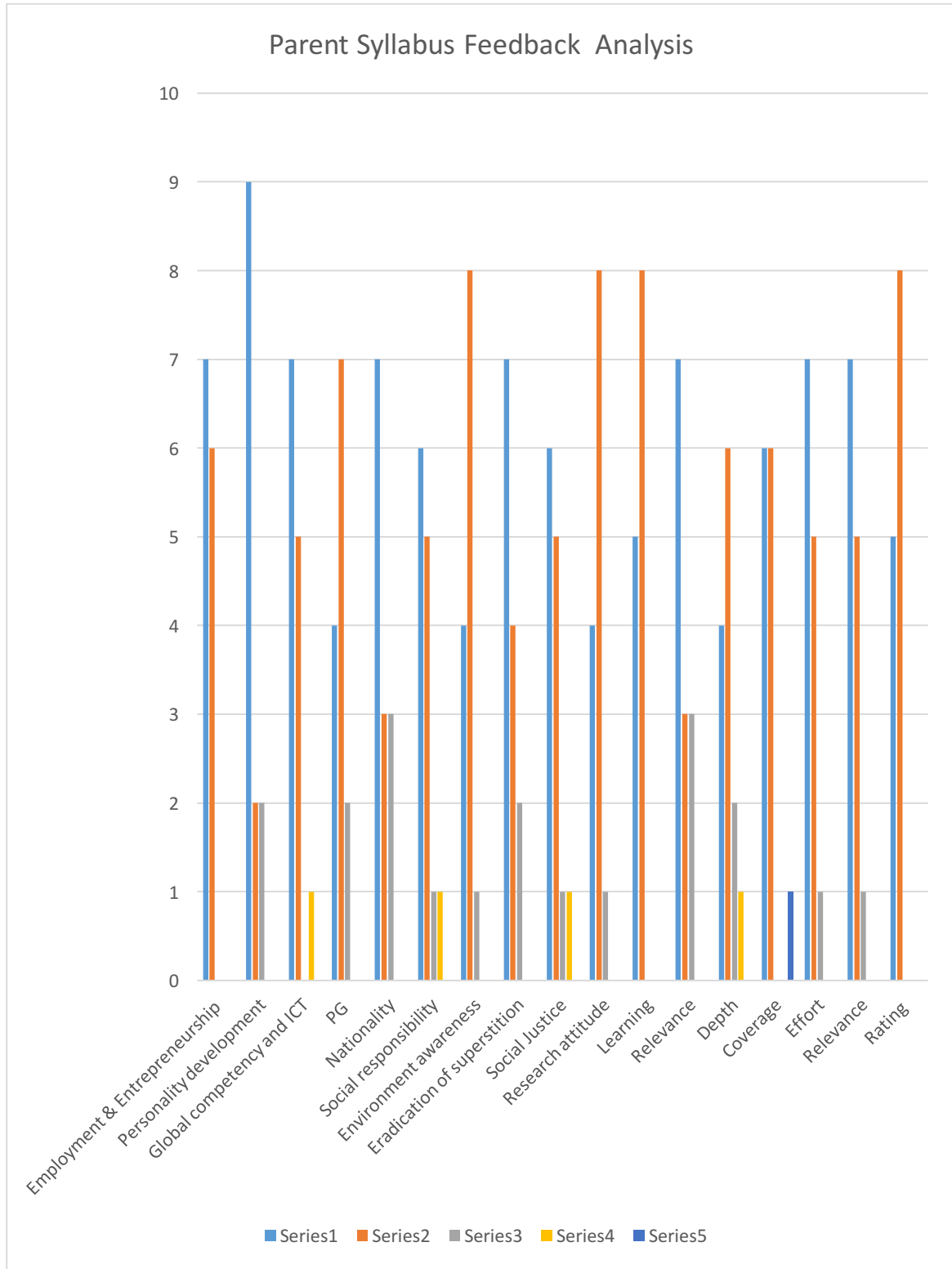


Chart 8 Parents Feedback

**Aundh Shikshan Mandel Aundh
Raja Shripatrao Bhagwantrao Mahavidyalaya, Aundh**



Action Taken Report on Feedback

Feedback is regular practice in college. The feedback on curriculum along with other aspects has been a routine practice of Internal Quality Assurance Cell (IQAC). The feedback of stakeholders being vital component of institute is of utmost important. A questionnaires was prepared and circulated among the stakeholders to know their views and opinion regarding curriculum. The feed is based on quantitative analysis of satisfaction of the curriculum containing theory, practical's, teaching evaluation methods, and related parameters.

Feedback on syllabus is taken manually from stakeholders. It is analyzed, the feedback analysis report along with feedback forms is submitted to IQAC. This report presents the details of the feedback, its analysis and action taken on the same.

Findings:

1. The stakeholder's students, parents, teachers, and alumni's are satisfied with current curriculum with minor suggestions.
2. The Curricular and co-curricular activities are excellent.
3. Some Alumni suggest to start PG courses.
4. Students suggest some short term course.

Action Taken:

According to suggestion given by the stakeholders through the feedback the institution has endeavoured to fulfil the suggestions. The institution will send proposal for M.Sc. Geography. The institution will start various courses.

Ramane

PRINCIPAL

Raja Shripatrao Bhagwantrao
Mahavidyalaya Aundh (Satara)

Raja Shripatrao Bhagwantrao Mahavidyalaya, Aundh.