

Raja Shripatrao Bhagwantrao Mahavidyalaya Aundh
Feedback Report

STUDENT FEEDBACK ANALYSIS REPORT 2019-2020

	5	4	3	2	1	Sum	5	4	3	2	1	Total
Usefulness of syllabus in the employment & Entrepreneurship	159	119	77	25	61	441	36%	27%	17%	6%	14%	100%
Role of syllabus in the personality development	148	143	71	22	57	441	34%	32%	16%	5%	13%	100%
Use of syllabus in global competency and ICT	159	129	68	28	57	441	36%	29%	15%	6%	13%	100%
Use of syllabus for admission in PG course and its use while learning P.G. course	157	126	80	23	55	441	36%	29%	18%	5%	12%	100%
Does the syllabus add values to nationality	156	133	70	22	60	441	35%	30%	16%	5%	14%	100%
Does the syllabus add values to Social responsibility?	156	119	78	27	61	441	35%	27%	18%	6%	14%	100%
Does the syllabus add values to Environment awareness?	159	136	62	26	58	441	36%	31%	14%	6%	13%	100%
Does the syllabus add values to Eradication of superstition?	152	134	73	23	59	441	34%	30%	17%	5%	13%	100%
Does the syllabus add values to Social Justice?	160	128	64	28	61	441	36%	29%	15%	6%	14%	100%
Usefulness of syllabus in the skill development & development of research attitude	162	134	66	20	59	441	37%	30%	15%	5%	13%	100%
Learning value (in terms of skills, concepts, knowledge, analytical abilities, or broad	167	135	55	25	59	441	38%	31%	12%	6%	13%	100%
Applicability/relevance to real life situations	164	126	74	12	65	441	37%	29%	17%	3%	15%	100%
Depth of the course content	168	125	57	26	65	441	38%	28%	13%	6%	15%	100%
Extent of coverage of course	161	129	58	21	72	441	37%	29%	13%	5%	16%	100%
Extent of effort required by students	163	127	62	22	67	441	37%	29%	14%	5%	15%	100%
Relevance/learning value of project/ report	157	137	65	21	61	441	36%	31%	15%	5%	14%	100%
Overall rating of Syllabus	186	124	53	17	61	441	42%	28%	12%	4%	14%	100%

Suggestions-

C-Ict department should provide more facilities to students

C-Digital labrotary

C-Syllabus teach more fast.

C-Need to use modern technology in education process.

C-Use of projecters in classroom for easy learning

EN-complete all syllabus

E-Regular conversation skills are required in syllabus

Ec-According to GST plan upgrade syllabus

G-Current affairs are added into syllabus which are useful in employment or knowledge upgradation

G-Current development of science and Environment are add into syllabus

Z-increase teachers staff

TEACHERS FEEDBACK ANALYSIS REPORT 2019-2020													
	5	4	3	2	1	Sum	5	4	3	2	1	Total	
Syllabus is adequate to the course	12	9	4	3	1	29	41%	31%	14%	10%	3%	100%	
Learning values of syllabus (in terms of skills, concepts, analytical abilities, etc...)	7	12	6	4	0	29	24%	41%	21%	14%	0%	100%	
Applicability/Relevance to real life situation	5	11	8	2	3	29	17%	38%	28%	7%	10%	100%	
Employability of the program	6	10	6	5	2	29	21%	34%	21%	17%	7%	100%	
Course content is followed by corresponding reference materials	7	9	10	3	0	29	24%	31%	34%	10%	0%	100%	
Sufficient number of prescribed books are available in the Library	5	7	9	5	3	29	17%	24%	31%	17%	10%	100%	
Infrastructural facilities	10	10	3	5	1	29	34%	34%	10%	17%	3%	100%	
Sufficient time is available to conduct examination for coverage of all units in the sy	7	7	8	6	1	29	24%	24%	28%	21%	3%	100%	
Freedom to adopt new techniques of teaching	8	13	7	1	0	29	28%	45%	24%	3%	0%	100%	
Freedom to adopt/adapt new techniques/strategies of testing and assessment of stude	11	11	5	2	0	29	38%	38%	17%	7%	0%	100%	
The environment in the college is conducive to teaching and research	9	9	6	4	1	29	31%	31%	21%	14%	3%	100%	
The administration is teacher friendly	12	7	6	4	0	29	41%	24%	21%	14%	0%	100%	

Suggestions-

Syllabus may be framed as per current needs

Try to develop digital classroom

ratio of copies in examination should be eliminated . At present supervision should be strict but at present this situation is very bad

Overall syllabus of all years is constructive and very much applicable to students for his future life.

ICT facility should be provided as quick as possible. E-resources should be developed by more number of teachers.

language lab should be started

Reference books should be increased.

Syllabi should be more practical skill based and employable.

Data (multimedia) capturing system is required.

Otherwise current education will not support to the stakeholders in their practical life.

It is not scoring. Students have to remain serious from start to end.

No other topics are included in whole syllabus of both the semester so students going to next year would have to face difficulties.

Hindi subject journals required main library.

Strengthen History of Ancient india in BA 3

Reference books should be increased

Syllabus is not convenient for common students. It does not reflect applications in real life.

Practical examination should be able to conduct as per semester.

Basic Electronic devices and circuits should be included in B. SC. III syllabus

Increase the number of reference books in library

Number of books must be increased Infrastructure and ICT facility must be improved.

Syllabus should improve for easyemployability

Life skills should be incorporated in the curriculum.

Alumni's Feedback Analysis Report 2019-2020

	5	4	3	2	1	Sum	5	4	3	2	1	Total
curriculum	28	1	2	7	9	47	60%	2%	4%	15%	19%	100%
standard_of_teaching	31	0	2	3	11	47	66%	0%	4%	6%	23%	100%
system_of_examination	34	0	1	5	7	47	72%	0%	2%	11%	15%	100%
shift_media	30	0	3	5	9	47	64%	0%	6%	11%	19%	100%
provision	29	0	4	7	7	47	62%	0%	9%	15%	15%	100%
softskill	31	0	3	8	5	47	66%	0%	6%	17%	11%	100%
remedial_classes	28	0	5	8	6	47	60%	0%	11%	17%	13%	100%
activities	30	1	2	7	7	47	64%	2%	4%	15%	15%	100%
library	32	1	2	4	8	47	68%	2%	4%	9%	17%	100%
hostel	0	0	0	0	0	0	0%	0%	0%	0%	0%	0%
mobility	32	0	6	5	4	47	68%	0%	13%	11%	9%	100%
payment	31	0	3	5	8	47	66%	0%	6%	11%	17%	100%
facility	32	2	1	6	6	47	68%	4%	2%	13%	13%	100%
anti_ragging	34	2	2	4	5	47	72%	4%	4%	9%	11%	100%
harassment	34	1	1	4	7	47	72%	2%	2%	9%	15%	100%
stud_feedback	34	0	2	4	7	47	72%	0%	4%	9%	15%	100%

class_improvement	34	2	0	5	6	47	72%	4%	0%	11%	13%	100%
courses	34	1	1	6	5	47	72%	2%	2%	13%	11%	100%
campus	33	0	2	5	7	47	70%	0%	4%	11%	15%	100%
remedial_coaching	30	1	1	10	5	47	64%	2%	2%	21%	11%	100%
Usefulness of syllabus in the employment & Entrepreneurship	7	5	9	6	20	47	15%	11%	19%	13%	43%	100%
Role of syllabus in the personality development	7	7	11	6	16	47	15%	15%	23%	13%	34%	100%
Use of syllabus in global competency and ICT	7	8	10	3	19	47	15%	17%	21%	6%	40%	100%
Use of syllabus for admission in PG course and its use while learning P.G. course	7	11	6	3	20	47	15%	23%	13%	6%	43%	100%
Does the syllabus add values to nationality	6	7	13	3	18	47	13%	15%	28%	6%	38%	100%
Does the syllabus add values to Social responsibility?	7	8	8	4	20	47	15%	17%	17%	9%	43%	100%
Does the syllabus add values to Environment awareness?	11	6	9	1	20	47	23%	13%	19%	2%	43%	100%
Does the syllabus add values to Eradication of superstition?	6	6	13	0	22	47	13%	13%	28%	0%	47%	100%
Does the syllabus add values to Social Justice?	7	7	10	3	20	47	15%	15%	21%	6%	43%	100%
Usefulness of syllabus in the skill development & development of research attitude	12	7	6	3	19	47	26%	15%	13%	6%	40%	100%
Learning value (in terms of skills, concepts, knowledge, analytical abilities, or broad	12	7	6	1	21	47	26%	15%	13%	2%	45%	100%
Applicability/relevance to real life situations	7	9	9	3	19	47	15%	19%	19%	6%	40%	100%
Depth of the course content	5	15	5	2	20	47	11%	32%	11%	4%	43%	100%
Extent of coverage of course	10	8	8	1	20	47	21%	17%	17%	2%	43%	100%
Extent of effort required by students	8	7	8	2	22	47	17%	15%	17%	4%	47%	100%
Relevance/learning value of project/ report	5	11	7	4	20	47	11%	23%	15%	9%	43%	100%
Overall rating of Syllabus	8	8	7	3	21	47	17%	17%	15%	6%	45%	100%

Suggestions-

Adding syllabus to teach the business skill improvement

Please add some national and international conference and workshops to the syllabus.

Some Short Term Professional Courses or their Knowledge Should be Included if possible

Follow net syllabus

Development of any skill orientation programmes of workshops. etc.

The CBCS pattern is very good. No need to change it. No suggestions.

I appreciate to all RSBM teachers staff are very good.and teaching method is also good.

Increase depth of the syllabus

As per the UGC and international level
Syllabus satisfactory to me

STUDENT PPROGRAMME FEEDBACK ANALYSIS REPORT 2019-2020										
	4	3	2	1	Sum	4	3	2	1	Total
The syllabus of each course was	0	6	4	121	131	0%	5%	3%	92%	100%
Background for benefitting from the Couse was	2	1	10	118	131	2%	1%	8%	90%	100%
Was the course easy or difficult to understand?	0	0	12	119	131	0%	0%	9%	91%	100%
How much of the syllabus was covered in the class?	0	0	10	121	131	0%	0%	8%	92%	100%
What is your opinion about the library material & facilities for the course?	3	1	10	117	131	2%	1%	8%	89%	100%
To what extent were you able to get material for the prescribed readings	1	1	7	122	131	1%	1%	5%	93%	100%
How well did the teacher prepare for the classes?	1	1	11	118	131	1%	1%	8%	90%	100%
How well was the teacher able to communicate?	1	2	6	122	131	1%	2%	5%	93%	100%
How far the teacher encourages student participation in class?	1	0	10	120	131	1%	0%	8%	92%	100%
If yes, which of the following methods were used?	0	4	9	118	131	0%	3%	7%	90%	100%
How helpful was the teacher in advising?	0	1	5	125	131	0%	1%	4%	95%	100%
The teachers approach can best be described as	2	1	6	122	131	2%	1%	5%	93%	100%
Internal assessment was	1	0	7	123	131	1%	0%	5%	94%	100%
How effect you think the internal assessment will have on your course grade?	0	4	2	125	131	0%	3%	2%	95%	100%
How often did the teacher provide feedback on your performance?	2	1	8	120	131	2%	1%	6%	92%	100%
Were your assignments discussed with you?	4	1	4	122	131	3%	1%	3%	93%	100%
Where you provided with a course contributory lecture too at the beginning	0	3	1	127	131	0%	2%	1%	97%	100%

Suggestions-

G-Need Improvement in student interact

PARENT FEEDBACK ANALYSIS REPORT 2019-2020												
	5	4	3	2	1	Sum	5	4	3	2	1	Total
Whether the institute is better than other for your ward?	81	65	92	19	57	314	26%	21%	29%	6%	18%	100%
Facilities provided by college are adequate	92	64	82	21	55	314	29%	20%	26%	7%	18%	100%
Physical security of your ward in the campus	82	85	70	21	56	314	26%	27%	22%	7%	18%	100%

Co-operation from the administrative staff	97	60	82	17	58	314	31%	19%	26%	5%	18%	100%
Direct communication with teaching staff & their co-operation	95	89	58	16	56	314	30%	28%	18%	5%	18%	100%
Upgradation of soft & hard skill in your ward	74	89	73	15	63	314	24%	28%	23%	5%	20%	100%
Overall improvement of your ward	87	81	64	15	67	314	28%	26%	20%	5%	21%	100%
Usefulness of syllabus in the employment & Entrepreneurship	87	68	72	22	65	314	28%	22%	23%	7%	21%	100%
Role of syllabus in the personality development	95	76	72	14	57	314	30%	24%	23%	4%	18%	100%
Use of syllabus in global competency and ICT	85	73	69	27	60	314	27%	23%	22%	9%	19%	100%
Use of syllabus for admission in PG course and its use while learning P.G. course	93	69	69	21	62	314	30%	22%	22%	7%	20%	100%
Does the syllabus add values to nationality	80	86	58	19	71	314	25%	27%	18%	6%	23%	100%
Does the syllabus add values to Social responsibility?	87	76	71	19	61	314	28%	24%	23%	6%	19%	100%
Does the syllabus add values to Environment awareness?	91	79	66	18	60	314	29%	25%	21%	6%	19%	100%
Does the syllabus add values to Eradication of superstition?	84	75	67	17	71	314	27%	24%	21%	5%	23%	100%
Does the syllabus add values to Social Justice?	84	73	68	23	66	314	27%	23%	22%	7%	21%	100%
Usefulness of syllabus in the skill development & development of research attitude	87	75	69	21	62	314	28%	24%	22%	7%	20%	100%
Learning value (in terms of skills, concepts, knowledge, analytical abilities, or broad	89	75	66	25	59	314	28%	24%	21%	8%	19%	100%
Applicability/relevance to real life situations	83	74	68	21	68	314	26%	24%	22%	7%	22%	100%
Depth of the course content	91	70	69	23	61	314	29%	22%	22%	7%	19%	100%
Extent of coverage of course	89	67	75	17	66	314	28%	21%	24%	5%	21%	100%
Extent of effort required by students	79	85	68	22	60	314	25%	27%	22%	7%	19%	100%
Relevance/learning value of project/ report	82	90	67	12	63	314	26%	29%	21%	4%	20%	100%
Overall rating of Syllabus	81	76	79	13	65	314	26%	24%	25%	4%	21%	100%

Suggestions-

B.A.3-Teaching method is very well compare to other college

B.Sc.1-Teacher are very smart and good

B.Sc.1-Strictly Uniform compulsory

B.Sc.1-Always aware for students future... Organized lecture from different personalities to encourage student for their future as Mpsc lecture etc

B.Sc.1-Always trying to student help

B.Sc.1-Organize the lecture from different personalities for encouraging students

B.Sc.1-Give online exam

B.Sc.2-Making a department of mathematics and statistics subjects

B.Sc.2-Strictness is necessary in the campus

B.Sc.2-Provide computer room

B.Sc.3-At the beginning of class tell your students where you are going.

This could be a brief overview and will give students the sense that you (and therefore they) are organized.

B.Sc.3-Start regular classes of competitive exam

B.Sc.3-NCC course should be available for students

B.Sc.3-New concept add in syllabus .

B.Sc.3-Use developed technique for teaching

Feedback Committee

I/C Principal Dr. Bhandare S. J.





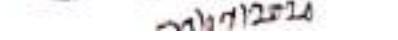
IQAC Coordinator Mr. Kharatmol R. M.

Mr. Bhujabal G. R.

Dr. Pol H.R.

Dr. Bhosale S. R.

Dr. Mohalkar S.M.




20/11/2020

Raja Shripatrao Bhagwantrao Mahavidyalaya Aundh
Department of Botany Feedback Report

STUDENT FEEDBACK ANALYSIS REPORT 2019-2020

	5	4	3	2	1	Sum	5	4	3	2	1	Total
Usefulness of syllabus in the employment & Entrepreneurship	31	25	13	2	7	78	40%	32%	17%	3%	9%	100%
Role of syllabus in the personality development	30	31	10	2	5	78	38%	40%	13%	3%	6%	100%
Use of syllabus in global competency and ICT	33	29	8	3	5	78	42%	37%	10%	4%	6%	100%
Use of syllabus for admission in PG course and its use while learning P.G. course	28	31	13	1	5	78	36%	40%	17%	1%	6%	100%
Does the syllabus add values to nationality	34	26	9	2	7	78	44%	33%	12%	3%	9%	100%
Does the syllabus add values to Social responsibility?	29	25	14	3	7	78	37%	32%	18%	4%	9%	100%
Does the syllabus add values to Environment awareness?	29	33	8	2	6	78	37%	42%	10%	3%	8%	100%
Does the syllabus add values to Eradication of superstition?	29	28	12	3	6	78	37%	36%	15%	4%	8%	100%
Does the syllabus add values to Social Justice?	34	23	10	3	8	78	44%	29%	13%	4%	10%	100%
Usefulness of syllabus in the skill development & development of research attitude	29	30	10	2	7	78	37%	38%	13%	3%	9%	100%
Learning value (in terms of skills, concepts, knowledge, analytical abilities, or both)	34	26	11	2	5	78	44%	33%	14%	3%	6%	100%
Applicability/relevance to real life situations	31	27	11	0	9	78	40%	35%	14%	0%	12%	100%
Depth of the course content	33	31	7	2	5	78	42%	40%	9%	3%	6%	100%
Extent of coverage of course	29	29	10	2	8	78	37%	37%	13%	3%	10%	100%
Extent of effort required by students	32	29	7	3	7	78	41%	37%	9%	4%	9%	100%
Relevance/learning value of project/ report	34	26	9	2	7	78	44%	33%	12%	3%	9%	100%
Overall rating of Syllabus	34	28	9	1	6	78	44%	36%	12%	1%	8%	100%

Suggestions-

TEACHERS FEEDBACK ANALYSIS REPORT 2019-2020

	5	4	3	2	1	Sum	5	4	3	2	1	Total
Syllabus is adequate to the course	0	1	1	1	0	3	0%	33%	33%	33%	0%	100%
Learning values of syllabus (in terms of skills, concepts, analytical abilities, etc.)	0	1	1	1	0	3	0%	33%	33%	33%	0%	100%
Applicability/Relevance to real life situation	0	0	2	0	1	3	0%	0%	67%	0%	33%	100%
Employability of the program	0	1	0	1	1	3	0%	33%	0%	33%	33%	100%
Course content is followed by corresponding reference materials	0	1	1	1	0	3	0%	33%	33%	33%	0%	100%
Sufficient number of prescribed books are available in the Library	0	1	2	0	0	3	0%	33%	67%	0%	0%	100%

Infrastructural facilities	1	0	1	1	0	3	33%	0%	33%	33%	0%	100%
Sufficient time is available to conduct examination for coverage of all units in th	0	0	2	1	0	3	0%	0%	67%	33%	0%	100%
Freedom to adopt new techniques of teaching	0	2	1	0	0	3	0%	67%	33%	0%	0%	100%
Freedom to adopt/adapt new techniques/strategies of testing and assessment of s	0	2	1	0	0	3	0%	67%	33%	0%	0%	100%
The environment in the college is conducive to teaching and research	1	0	2	0	0	3	33%	0%	67%	0%	0%	100%
The administration is teacher friendly	0	1	2	0	0	3	0%	33%	67%	0%	0%	100%

Suggestions-

Syllabus may be framed as per current needs

Try to develop digital classroom

Alumni's Feedback Analysis Report 2019-2020													
	5	4	3	2	1	Sum							
	5	4	3	2	1	Sum	5	4	3	2	1	Total	
curriculum	6	0	0	3	5	14	43%	0%	0%	21%	36%	100%	
standard_of_teaching	9	0	0	1	4	14	64%	0%	0%	7%	29%	100%	
system_of_examination	10	0	0	2	2	14	71%	0%	0%	14%	14%	100%	
shift_media	7	0	1	2	4	14	50%	0%	7%	14%	29%	100%	
provision	8	0	2	1	3	14	57%	0%	14%	7%	21%	100%	
softskill	8	0	2	3	1	14	57%	0%	14%	21%	7%	100%	
remedial_classes	8	0	2	3	1	14	57%	0%	14%	21%	7%	100%	
activities	9	0	1	2	2	14	64%	0%	7%	14%	14%	100%	
library	10	0	0	2	2	14	71%	0%	0%	14%	14%	100%	
hostel	0	0	0	0	0	0	0%	0%	0%	0%	0%	0%	
mobility	9	0	3	1	1	14	64%	0%	21%	7%	7%	100%	
payment	9	0	1	2	2	14	64%	0%	7%	14%	14%	100%	
facility	9	0	0	3	2	14	64%	0%	0%	21%	14%	100%	
anti_ragging	9	0	0	2	3	14	64%	0%	0%	14%	21%	100%	
harassment	10	0	0	1	3	14	71%	0%	0%	7%	21%	100%	
stud_feedback	10	0	1	1	2	14	71%	0%	7%	7%	14%	100%	
class_improvement	10	0	0	1	3	14	71%	0%	0%	7%	21%	100%	
courses	10	0	1	1	2	14	71%	0%	7%	7%	14%	100%	

campus	11	0	1	0	2	14	79%	0%	7%	0%	14%	100%
remedial_coaching	8	0	0	3	3	14	57%	0%	0%	21%	21%	100%
Usefulness of syllabus in the employment & Entrepreneurship	2	3	3	1	5	14	14%	21%	21%	7%	36%	100%
Role of syllabus in the personality development	2	4	3	0	5	14	14%	29%	21%	0%	36%	100%
Use of syllabus in global competency and ICT	2	4	3	0	5	14	14%	29%	21%	0%	36%	100%
Use of syllabus for admission in PG course and its use while learning P.G. cours	3	2	4	0	5	14	21%	14%	29%	0%	36%	100%
Does the syllabus add values to nationality	1	3	5	0	5	14	7%	21%	36%	0%	36%	100%
Does the syllabus add values to Social responsibility?	2	4	3	0	5	14	14%	29%	21%	0%	36%	100%
Does the syllabus add values to Environment awareness?	6	0	3	0	5	14	43%	0%	21%	0%	36%	100%
Does the syllabus add values to Eradication of superstition?	0	2	5	0	7	14	0%	14%	36%	0%	50%	100%
Does the syllabus add values to Social Justice?	2	2	5	0	5	14	14%	14%	36%	0%	36%	100%
Usefulness of syllabus in the skill development & development of research atti	4	1	4	0	5	14	29%	7%	29%	0%	36%	100%
Learning value (in terms of skills, concepts, knowledge, analytical abilities, or b	5	1	3	0	5	14	36%	7%	21%	0%	36%	100%
Applicability/relevance to real life situations	2	3	4	0	5	14	14%	21%	29%	0%	36%	100%
Depth of the course content	0	6	2	1	5	14	0%	43%	14%	7%	36%	100%
Extent of coverage of course	2	3	4	0	5	14	14%	21%	29%	0%	36%	100%
Extent of effort required by students	1	3	4	1	5	14	7%	21%	29%	7%	36%	100%
Relevance/learning value of project/ report	1	3	4	1	5	14	7%	21%	29%	7%	36%	100%
Overall rating of Syllabus	3	2	3	1	5	14	21%	14%	21%	7%	36%	100%

Suggestions-

Adding syllabus to teach the business skill improvement

Please add some national and international conference and workshops to the syllabus.

Some Short Term Professional Courses or their Knowledge Should be Included if possible

STUDENT PPROGRAMME FEEDBACK ANALYSIS REPORT 2019-2020										
	4	3	2	1	Sum	4	3	2	1	Total
The syllabus of each course was	0	0	0	11	11	0%	0%	0%	100%	100%
Background for benefitting from the Couse was	0	0	0	11	11	0%	0%	0%	100%	100%
Was the course easy or difficult to understand?	0	0	1	10	11	0%	0%	9%	91%	100%
How much of the syllabus was covered in the class?	0	0	1	10	11	0%	0%	9%	91%	100%

What is your opinion about the library material & facilities for the course?	0	0	0	11	11	0%	0%	0%	100%	100%
To what extent were you able to get material for the prescribed readings	0	0	0	11	11	0%	0%	0%	100%	100%
How well did the teacher prepare for the classes?	0	0	0	11	11	0%	0%	0%	100%	100%
How well was the teacher able to communicate?	0	0	0	11	11	0%	0%	0%	100%	100%
How far the teacher encourages student participation in class?	0	0	0	11	11	0%	0%	0%	100%	100%
If yes, which of the following methods were used?	0	0	1	10	11	0%	0%	9%	91%	100%
How helpful was the teacher in advising?	0	0	0	11	11	0%	0%	0%	100%	100%
The teachers approach can best be described as	0	0	0	11	11	0%	0%	0%	100%	100%
Internal assessment was	0	0	0	11	11	0%	0%	0%	100%	100%
How effect you think the internal assessment will have on your course grade?	0	0	0	11	11	0%	0%	0%	100%	100%
How often did the teacher provide feedback on your performance?	0	0	0	11	11	0%	0%	0%	100%	100%
Were your assignments discussed with you?	0	0	0	11	11	0%	0%	0%	100%	100%
Where you provided with a course contributory lecture too at the beginning	0	0	0	11	11	0%	0%	0%	100%	100%

Suggestions-

PARENT FEEDBACK ANALYSIS REPORT 2019-2020 - Science Faculty												
	5	4	3	2	1	Sum	5	4	3	2	1	Total
Whether the institute is better than other for your ward?	57	45	76	16	35	229	25%	20%	33%	7%	15%	100%
Facilities provided by college are adequate	62	49	67	17	34	229	27%	21%	29%	7%	15%	100%
Physical security of your ward in the campus	62	58	56	16	37	229	27%	25%	24%	7%	16%	100%
Co-operaion from the administrative staff	71	42	67	13	36	229	31%	18%	29%	6%	16%	100%
Direct communication with teaching staff & their co-operation	70	64	47	11	37	229	31%	28%	21%	5%	16%	100%
Upgradatin of soft & hard skill in your ward	51	67	56	14	41	229	22%	29%	24%	6%	18%	100%
Overall improvement of your ward	60	61	53	12	43	229	26%	27%	23%	5%	19%	100%
Usefulness of syllabus in the employment & Entrepreneurship	62	49	54	19	45	229	27%	21%	24%	8%	20%	100%
Role of syllabus in the personality development	70	55	55	12	37	229	31%	24%	24%	5%	16%	100%
Use of syllabus in global competency and ICT	62	53	52	23	39	229	27%	23%	23%	10%	17%	100%
Use of syllabus for admission in PG course and its use while learning P.G. cours	64	51	54	19	41	229	28%	22%	24%	8%	18%	100%
Does the syllabus add values to nationality	54	62	49	15	49	229	24%	27%	21%	7%	21%	100%

Does the syllabus add values to Social responsibility?	62	55	56	16	40	229	27%	24%	24%	7%	17%	100%	
Does the syllabus add values to Environment awareness?	-	65	57	53	15	39	229	28%	25%	23%	7%	17%	100%
Does the syllabus add values to Eradication of superstition?		56	55	58	14	46	229	24%	24%	25%	6%	20%	100%
Does the syllabus add values to Social Justice?		62	51	55	17	44	229	27%	22%	24%	7%	19%	100%
Usefulness of syllabus in the skill development & development of research atti		59	55	56	18	41	229	26%	24%	24%	8%	18%	100%
Learning value (in terms of skills, concepts, knowledge, analytical abilities, or b		63	53	55	19	39	229	28%	23%	24%	8%	17%	100%
Applicability/relevance to real life situations		55	57	54	18	45	229	24%	25%	24%	8%	20%	100%
Depth of the course content		61	52	58	18	40	229	27%	23%	25%	8%	17%	100%
Extent of coverage of course		63	50	61	14	41	229	28%	22%	27%	6%	18%	100%
Extent of effort required by students		57	58	57	18	39	229	25%	25%	25%	8%	17%	100%
Relevance/learning value of project/ report		54	70	54	10	41	229	24%	31%	24%	4%	18%	100%
Overall rating of Syllabus		54	58	62	11	44	229	24%	25%	27%	5%	19%	100%

Feedback Committee

I/C Principal Dr. Bhandare S. J.

IQAC Coordinator Mr. Kharatmol R. M.

Mr. Bhujabal G. R.

Dr. Pol H.R.

Dr. Bhosale S. R.

Dr. Mohalkar S.M.

Department of Botany

Mr. Yadav U. A.

Dr. Mohalkar S. M.

Dr. Ramteke P. K.

Raja Shripatrao Bhagwantrao Mahavidyalaya Aundh
Department of Chemistry Feedback Report

STUDENT FEEDBACK ANALYSIS REPORT 2019-2020

	5	4	3	2	1	Sum	5	4	3	2	1	Total
Usefulness of syllabus in the employment & Entrepreneurship	47	26	18	2	17	110	43%	24%	16%	2%	15%	100%
Role of syllabus in the personality development	41	36	15	2	16	110	37%	33%	14%	2%	15%	100%
Use of syllabus in global competency and ICT	44	33	11	4	18	110	40%	30%	10%	4%	16%	100%
Use of syllabus for admission in PG course and its use while learning P.G. co	42	32	16	3	17	110	38%	29%	15%	3%	15%	100%
Does the syllabus add values to nationality	42	34	11	5	18	110	38%	31%	10%	5%	16%	100%
Does the syllabus add values to Social responsibility?	44	26	22	1	17	110	40%	24%	20%	1%	15%	100%
Does the syllabus add values to Environment awareness?	47	33	9	4	17	110	43%	30%	8%	4%	15%	100%
Does the syllabus add values to Eradication of superstition?	40	35	15	3	17	110	36%	32%	14%	3%	15%	100%
Does the syllabus add values to Social Justice?	45	33	11	3	18	110	41%	30%	10%	3%	16%	100%
Usefulness of syllabus in the skill development & development of research	47	33	13	1	16	110	43%	30%	12%	1%	15%	100%
Learning value (in terms of skills, concepts, knowledge, analytical abilities, c	46	33	9	4	18	110	42%	30%	8%	4%	16%	100%
Applicability/relevance to real life situations	45	31	15	2	17	110	41%	28%	14%	2%	15%	100%
Depth of the course content	50	22	17	3	18	110	45%	20%	15%	3%	16%	100%
Extent of coverage of course	49	29	11	2	19	110	45%	26%	10%	2%	17%	100%
Extent of effort required by students	44	33	13	2	18	110	40%	30%	12%	2%	16%	100%
Relevance/learning value of project/ report	49	31	11	3	16	110	45%	28%	10%	3%	15%	100%
Overall rating of Syllabus	51	29	10	2	18	110	46%	26%	9%	2%	16%	100%

Suggestions-

C-Ict department should provide more facilities to students

C-Digital labrotary

C-Syllabus teach more fast.

C-Need to use modern technology in education process.

C-Use of projecters in classroom for easy learning

TEACHERS FEEDBACK ANALYSIS REPORT 2019-2020

	5	4	3	2	1	Sum	5	4	3	2	1	Total
Syllabus is adequate to the course	2	1	0	0	0	3	67%	33%	0%	0%	0%	100%

Learning values of syllabus (in terms of skills, concepts, analytical abilities,	1	2	0	0	0	3	33%	67%	0%	0%	0%	100%
Applicability/Relevance to real life situation	0	2	1	0	0	3	0%	67%	33%	0%	0%	100%
Employability of the program	2	1	0	0	0	3	67%	33%	0%	0%	0%	100%
Course content is followed by corresponding reference materials	1	0	2	0	0	3	33%	0%	67%	0%	0%	100%
Sufficient number of prescribed books are available in the Library	0	1	1	1	0	3	0%	33%	33%	33%	0%	100%
Infrastructural facilities	0	3	0	0	0	3	0%	100%	0%	0%	0%	100%
Sufficient time is available to conduct examination for coverage of all units	0	2	1	0	0	3	0%	67%	33%	0%	0%	100%
Freedom to adopt new techniques of teaching	0	2	1	0	0	3	0%	67%	33%	0%	0%	100%
Freedom to adopt/adapt new techniques/strategies of testing and assessment	1	1	1	0	0	3	33%	33%	33%	0%	0%	100%
The environment in the college is conducive to teaching and research	0	2	1	0	0	3	0%	67%	33%	0%	0%	100%
The administration is teacher friendly	2	0	1	0	0	3	67%	0%	33%	0%	0%	100%

Suggestions-

Overall syllabus of all years is constructive and very much applicable to students for his future life.

ICT facility should be provided as quick as possible. E-resources should be developed by more number of teachers.

Alumni's Feedback Analysis Report 2019-2020												
	5	4	3	2	1	Sum	5	4	3	2	1	Total
curriculum	13	0	1	1	3	18	72%	0%	6%	6%	17%	100%
standard_of_teaching	14	0	0	0	4	18	78%	0%	0%	0%	22%	100%
system_of_examination	14	0	0	1	3	18	78%	0%	0%	6%	17%	100%
shift_media	13	0	0	1	4	18	72%	0%	0%	6%	22%	100%
provision	12	0	0	3	3	18	67%	0%	0%	17%	17%	100%
softskill	14	0	0	2	2	18	78%	0%	0%	11%	11%	100%
remedial_classes	11	0	0	3	4	18	61%	0%	0%	17%	22%	100%
activities	12	0	1	1	4	18	67%	0%	6%	6%	22%	100%
library	13	0	1	1	3	18	72%	0%	6%	6%	17%	100%
hostel	0	0	0	0	0	0	0%	0%	0%	0%	0%	0%
mobility	12	0	0	3	3	18	67%	0%	0%	17%	17%	100%
payment	12	0	0	2	4	18	67%	0%	0%	11%	22%	100%
facility	13	0	0	1	4	18	72%	0%	0%	6%	22%	100%

anti_ragging	15	0	0	2	1	18	83%	0%	0%	11%	6%	100%
harassment	14	1	0	1	2	18	78%	6%	0%	6%	11%	100%
stud_feedback	13	0	0	1	4	18	72%	0%	0%	6%	22%	100%
class_improvement	14	0	0	1	3	18	78%	0%	0%	6%	17%	100%
courses	12	0	0	3	3	18	67%	0%	0%	17%	17%	100%
campus	12	0	0	2	4	18	67%	0%	0%	11%	22%	100%
remedial_coaching	11	0	0	5	2	18	61%	0%	0%	28%	11%	100%
Usefulness of syllabus in the employment & Entrepreneurship	4	2	4	3	5	18	22%	11%	22%	17%	28%	100%
Role of syllabus in the personality development	3	3	5	2	5	18	17%	17%	28%	11%	28%	100%
Use of syllabus in global competency and ICT	4	4	4	2	4	18	22%	22%	22%	11%	22%	100%
Use of syllabus for admission in PG course and its use while learning P.G. co	3	6	1	2	6	18	17%	33%	6%	11%	33%	100%
Does the syllabus add values to nationality	3	3	6	1	5	18	17%	17%	33%	6%	28%	100%
Does the syllabus add values to Social responsibility?	4	2	4	2	6	18	22%	11%	22%	11%	33%	100%
Does the syllabus add values to Environment awareness?	4	4	3	0	7	18	22%	22%	17%	0%	39%	100%
Does the syllabus add values to Eradication of superstition?	4	3	5	0	6	18	22%	17%	28%	0%	33%	100%
Does the syllabus add values to Social Justice?	3	4	4	1	6	18	17%	22%	22%	6%	33%	100%
Usefulness of syllabus in the skill development & development of research	6	4	1	2	5	18	33%	22%	6%	11%	28%	100%
Learning value (in terms of skills, concepts, knowledge, analytical abilities, c	5	4	2	0	7	18	28%	22%	11%	0%	39%	100%
Applicability/relevance to real life situations	3	5	3	2	5	18	17%	28%	17%	11%	28%	100%
Depth of the course content	3	7	2	0	6	18	17%	39%	11%	0%	33%	100%
Extent of coverage of course	5	3	3	1	6	18	28%	17%	17%	6%	33%	100%
Extent of effort required by students	5	2	4	0	7	18	28%	11%	22%	0%	39%	100%
Relevance/learning value of project/ report	3	6	1	3	5	18	17%	33%	6%	17%	28%	100%
Overall rating of Syllabus	3	6	2	1	6	18	17%	33%	11%	6%	33%	100%

Suggestions-

Increase depth of the syllabus

Development of any skill orientation programmes of workshops. etc.

The CBCS pattern is very good. No need to change it. No suggestions.

Follow net syllabus

I appreciate to all RSBM teachers staff are very good.and teaching method is also good.

Syllabus satisfactory to me

STUDENT PROGRAMME FEEDBACK ANALYSIS REPORT 2019-2020										
	4	3	2	1	Sum	4	3	2	1	Total
The syllabus of each course was	0	0	0	22	22	0%	0%	0%	100%	100%
Background for benefitting from the Course was	0	0	0	22	22	0%	0%	0%	100%	100%
Was the course easy or difficult to understand?	0	0	0	22	22	0%	0%	0%	100%	100%
How much of the syllabus was covered in the class?	0	0	0	22	22	0%	0%	0%	100%	100%
What is your opinion about the library material & facilities for the course?	0	0	0	22	22	0%	0%	0%	100%	100%
To what extent were you able to get material for the prescribed readings	0	0	0	22	22	0%	0%	0%	100%	100%
How well did the teacher prepare for the classes?	0	0	0	22	22	0%	0%	0%	100%	100%
How well was the teacher able to communicate?	0	0	0	22	22	0%	0%	0%	100%	100%
How far the teacher encourages student participation in class?	0	0	0	22	22	0%	0%	0%	100%	100%
If yes, which of the following methods were used?	0	0	0	22	22	0%	0%	0%	100%	100%
How helpful was the teacher in advising?	0	0	0	22	22	0%	0%	0%	100%	100%
The teachers approach can best be described as	0	0	0	22	22	0%	0%	0%	100%	100%
Internal assessment was	0	0	0	22	22	0%	0%	0%	100%	100%
How effect you think the internal assessment will have on your course grad	0	0	0	22	22	0%	0%	0%	100%	100%
How often did the teacher provide feedback on your performance?	0	0	0	22	22	0%	0%	0%	100%	100%
Were your assignments discussed with you?	0	0	0	22	22	0%	0%	0%	100%	100%
Where you provided with a course contributory lecture too at the beginnin	0	0	0	22	22	0%	0%	0%	100%	100%

Suggestions-

PARENT FEEDBACK ANALYSIS REPORT 2019-2020 - Science Faculty												
	5	4	3	2	1	Sum	5	4	3	2	1	Total
Whether the institute is better than other for your ward?	57	45	76	16	35	229	25%	20%	33%	7%	15%	100%
Facilities provided by college are adequate	62	49	67	17	34	229	27%	21%	29%	7%	15%	100%
Physical security of your ward in the campus	62	58	56	16	37	229	27%	25%	24%	7%	16%	100%
Co-operaion from the administrative staff	71	42	67	13	36	229	31%	18%	29%	6%	16%	100%
Direct communication with teaching staff & their co-operation	70	64	47	11	37	229	31%	28%	21%	5%	16%	100%
Upgradatin of soft & hard skill in your ward	51	67	56	14	41	229	22%	29%	24%	6%	18%	100%

Overall improvement of your ward	60	61	53	12	43	229	26%	27%	23%	5%	19%	100%
Usefulness of syllabus in the employment & Entrepreneurship	62	49	54	19	45	229	27%	21%	24%	8%	20%	100%
Role of syllabus in the personality development	70	55	55	12	37	229	31%	24%	24%	5%	16%	100%
Use of syllabus in global competency and ICT	62	53	52	23	39	229	27%	23%	23%	10%	17%	100%
Use of syllabus for admission in PG course and its use while learning P.G. co	64	51	54	19	41	229	28%	22%	24%	8%	18%	100%
Does the syllabus add values to nationality	54	62	49	15	49	229	24%	27%	21%	7%	21%	100%
Does the syllabus add values to Social responsibility?	62	55	56	16	40	229	27%	24%	24%	7%	17%	100%
Does the syllabus add values to Environment awareness?	65	57	53	15	39	229	28%	25%	23%	7%	17%	100%
Does the syllabus add values to Eradication of superstition?	56	55	58	14	46	229	24%	24%	25%	6%	20%	100%
Does the syllabus add values to Social Justice?	62	51	55	17	44	229	27%	22%	24%	7%	19%	100%
Usefulness of syllabus in the skill development & development of research	59	55	56	18	41	229	26%	24%	24%	8%	18%	100%
Learning value (in terms of skills, concepts, knowledge, analytical abilities, u	63	53	55	19	39	229	28%	23%	24%	8%	17%	100%
Applicability/relevance to real life situations	55	57	54	18	45	229	24%	25%	24%	8%	20%	100%
Depth of the course content	61	52	58	18	40	229	27%	23%	25%	8%	17%	100%
Extent of coverage of course	63	50	61	14	41	229	28%	22%	27%	6%	18%	100%
Extent of effort required by students	57	58	57	18	39	229	25%	25%	25%	8%	17%	100%
Relevance/learning value of project/ report	54	70	54	10	41	229	24%	31%	24%	4%	18%	100%
Overall rating of Syllabus	54	58	62	11	44	229	24%	25%	27%	5%	19%	100%

Feedback Committee

I/C Principal Dr. Bhandare S. J.

IQAC Coordinator Mr. Kharatmol R. M.

Mr. Bhujabal G. R.

Dr. Pol H.R.

Dr. Bhosale S. R.

Dr. Moholkar S.M.

Department of Chemistry

Mr. Kalekar D. G.

Mr. Kharatmol R. M.

Mr. Bhujabal G.R.

Raja Shripatrao Bhagwantrao Mahavidyalaya Aundh
Department of Economics Feedback Report

STUDENT FEEDBACK ANALYSIS REPORT 2019-2020

	5	4	3	2	1	Sum	5	4	3	2	1	Total
Usefulness of syllabus in the employment & Entrepreneurship	1	11	4	7	7	30	3%	37%	13%	23%	23%	100%
Role of syllabus in the personality development	7	5	5	3	10	30	23%	17%	17%	10%	33%	100%
Use of syllabus in global competency and ICT	0	10	6	6	8	30	0%	33%	20%	20%	27%	100%
Use of syllabus for admission in PG course and its use while learning P.G. course	3	6	7	7	7	30	10%	20%	23%	23%	23%	100%
Does the syllabus add values to nationality	5	6	5	5	9	30	17%	20%	17%	17%	30%	100%
Does the syllabus add values to Social responsibility?	1	9	7	6	7	30	3%	30%	23%	20%	23%	100%
Does the syllabus add values to Environment awareness?	3	8	4	8	7	30	10%	27%	13%	27%	23%	100%
Does the syllabus add values to Eradication of superstition?	4	7	6	7	6	30	13%	23%	20%	23%	20%	100%
Does the syllabus add values to Social Justice?	2	7	6	8	7	30	7%	23%	20%	27%	23%	100%
Usefulness of syllabus in the skill development & development of research aptitude	3	10	4	5	8	30	10%	33%	13%	17%	27%	100%
Learning value (in terms of skills, concepts, knowledge, analytical abilities, or	4	7	4	8	7	30	13%	23%	13%	27%	23%	100%
Applicability/relevance to real life situations	2	10	6	1	11	30	7%	33%	20%	3%	37%	100%
Depth of the course content	6	5	4	8	7	30	20%	17%	13%	27%	23%	100%
Extent of coverage of course	1	11	5	5	8	30	3%	37%	17%	17%	27%	100%
Extent of effort required by students	3	7	5	7	8	30	10%	23%	17%	23%	27%	100%
Relevance/learning value of project/ report	0	10	7	3	10	30	0%	33%	23%	10%	33%	100%
Overall rating of Syllabus	4	8	3	6	9	30	13%	27%	10%	20%	30%	100%

Suggestions-

Ec-According to GST plan upgrade syllabus

TEACHERS FEEDBACK ANALYSIS REPORT 2019-2020

	5	4	3	2	1	Sum	5	4	3	2	1	Total
Syllabus is adequate to the course	1	1	0	0	0	2	50%	50%	0%	0%	0%	100%
Learning values of syllabus (in terms of skills, concepts, analytical abilities, et	2	0	0	0	0	2	100%	0%	0%	0%	0%	100%
Applicability/Relevance to real life situation	1	0	1	0	0	2	50%	0%	50%	0%	0%	100%
Employability of the program	1	1	0	0	0	2	50%	50%	0%	0%	0%	100%
Course content is followed by corresponding reference materials	1	1	0	0	0	2	50%	50%	0%	0%	0%	100%

Sufficient number of prescribed books are available in the Library	1	0	1	0	0	2	50%	0%	50%	0%	0%	100%
Infrastructural facilities	1	0	1	0	0	2	50%	0%	50%	0%	0%	100%
Sufficient time is available to conduct examination for coverage of all units in	1	0	1	0	0	2	50%	0%	50%	0%	0%	100%
Freedom to adopt new techniques of teaching	1	0	1	0	0	2	50%	0%	50%	0%	0%	100%
Freedom to adopt/adapt new techniques/strategies of testing and assessment of	1	1	0	0	0	2	50%	50%	0%	0%	0%	100%
The environment in the college is conducive to teaching and research	1	1	0	0	0	2	50%	50%	0%	0%	0%	100%
The administration is teacher friendly	1	1	0	0	0	2	50%	50%	0%	0%	0%	100%

Suggestions-

Alumni's Feedback Analysis Report 2019-2020													
	5	4	3	2	1	Sum	5	4	3	2	1	Total	
curriculum	28	1	2	7	9	47	60%	2%	4%	15%	19%	100%	
standard_of_teaching	31	0	2	3	11	47	66%	0%	4%	6%	23%	100%	
system_of_examination	34	0	1	5	7	47	72%	0%	2%	11%	15%	100%	
shift_media	30	0	3	5	9	47	64%	0%	6%	11%	19%	100%	
provision	29	0	4	7	7	47	62%	0%	9%	15%	15%	100%	
softskill	31	0	3	8	5	47	66%	0%	6%	17%	11%	100%	
remedial_classes	28	0	5	8	6	47	60%	0%	11%	17%	13%	100%	
activities	30	1	2	7	7	47	64%	2%	4%	15%	15%	100%	
library	32	1	2	4	8	47	68%	2%	4%	9%	17%	100%	
hostel	0	0	0	0	0	0	0%	0%	0%	0%	0%	0%	
mobility	32	0	6	5	4	47	68%	0%	13%	11%	9%	100%	
payment	31	0	3	5	8	47	66%	0%	6%	11%	17%	100%	
facility	32	2	1	6	6	47	68%	4%	2%	13%	13%	100%	
anti_ragging	34	2	2	4	5	47	72%	4%	4%	9%	11%	100%	
harassment	34	1	1	4	7	47	72%	2%	2%	9%	15%	100%	
stud_feedback	34	0	2	4	7	47	72%	0%	4%	9%	15%	100%	
class_improvement	34	2	0	5	6	47	72%	4%	0%	11%	13%	100%	
courses	34	1	1	6	5	47	72%	2%	2%	13%	11%	100%	
campus	33	0	2	5	7	47	70%	0%	4%	11%	15%	100%	

remedial_coaching	30	1	1	10	5	47	64%	2%	2%	21%	11%	100%
Usefulness of syllabus in the employment & Entrepreneurship	7	5	9	6	20	47	15%	11%	19%	13%	43%	100%
Role of syllabus in the personality development	7	7	11	6	16	47	15%	15%	23%	13%	34%	100%
Use of syllabus in global competency and ICT	7	8	10	3	19	47	15%	17%	21%	6%	40%	100%
Use of syllabus for admission in PG course and its use while learning P.G. cou	7	11	6	3	20	47	15%	23%	13%	6%	43%	100%
Does the syllabus add values to nationality	6	7	13	3	18	47	13%	15%	28%	6%	38%	100%
Does the syllabus add values to Social responsibility?	7	8	8	4	20	47	15%	17%	17%	9%	43%	100%
Does the syllabus add values to Environment awareness?	11	6	9	1	20	47	23%	13%	19%	2%	43%	100%
Does the syllabus add values to Eradication of superstition?	6	6	13	0	22	47	13%	13%	28%	0%	47%	100%
Does the syllabus add values to Social Justice?	7	7	10	3	20	47	15%	15%	21%	6%	43%	100%
Usefulness of syllabus in the skill development & development of research at	12	7	6	3	19	47	26%	15%	13%	6%	40%	100%
Learning value (in terms of skills, concepts, knowledge, analytical abilities, or	12	7	6	1	21	47	26%	15%	13%	2%	45%	100%
Applicability/relevance to real life situations	7	9	9	3	19	47	15%	19%	19%	6%	40%	100%
Depth of the course content	5	15	5	2	20	47	11%	32%	11%	4%	43%	100%
Extent of coverage of course	10	8	8	1	20	47	21%	17%	17%	2%	43%	100%
Extent of effort required by students	8	7	8	2	22	47	17%	15%	17%	4%	47%	100%
Relevance/learning value of project/ report	5	11	7	4	20	47	11%	23%	15%	9%	43%	100%
Overall rating of Syllabus	8	8	7	3	21	47	17%	17%	15%	6%	45%	100%

STUDENT PPROGRAMME FEEDBACK ANALYSIS REPORT 2019-2020

	4	3	2	1	Sum	4	3	2	1	Total
The syllabus of each course was	0	0	1	7	8	0%	0%	13%	88%	100%
Background for benefitting from the Couse was	0	0	1	7	8	0%	0%	13%	88%	100%
Was the course easy or difficult to understand?	0	0	1	7	8	0%	0%	13%	88%	100%
How much of the syllabus was covered in the class?	0	0	1	7	8	0%	0%	13%	88%	100%
What is your opinion about the library material & facilities for the course?	0	0	1	7	8	0%	0%	13%	88%	100%
To what extent were you able to get material for the prescribed readings	0	0	0	8	8	0%	0%	0%	100%	100%
How well did the teacher prepare for the classes?	0	0	0	8	8	0%	0%	0%	100%	100%
How well was the teacher able to communicate?	0	0	0	8	8	0%	0%	0%	100%	100%
How far the teacher encourages student participation in class?	0	0	0	8	8	0%	0%	0%	100%	100%

If yes, which of the following methods were used?	0	0	0	8	8	0%	0%	0%	100%	100%
How helpful was the teacher in advising?	0	0	0	8	8	0%	0%	0%	100%	100%
The teachers approach can best be described as	0	0	0	8	8	0%	0%	0%	100%	100%
Internal assessment was	0	0	0	8	8	0%	0%	0%	100%	100%
How effect you think the internal assessment will have on your course grade?	0	0	0	8	8	0%	0%	0%	100%	100%
How often did the teacher provide feedback on your performance?	0	0	0	8	8	0%	0%	0%	100%	100%
Were your assignments discussed with you?	0	0	0	8	8	0%	0%	0%	100%	100%
Where you provided with a course contributory lecture too at the beginning	0	0	0	8	8	0%	0%	0%	100%	100%

Suggestions-

PARENT FEEDBACK ANALYSIS REPORT 2019-2020 - Arts Faculty												
	5	4	3	2	1	Sum	5	4	3	2	1	Total
Whether the institute is better than other for your ward?	24	20	16	3	22	85	28%	24%	19%	4%	26%	100%
Facilities provided by college are adequate	30	15	15	4	21	85	35%	18%	18%	5%	25%	100%
Physical security of your ward in the campus	20	27	14	5	19	85	24%	32%	16%	6%	22%	100%
Co-operaion from the administrative staff	26	18	15	4	22	85	31%	21%	18%	5%	26%	100%
Direct communication with teaching staff & their co-operation	25	25	11	5	19	85	29%	29%	13%	6%	22%	100%
Upgradatin of soft & hard skill in your ward	23	22	17	1	22	85	27%	26%	20%	1%	26%	100%
Overall improvement of your ward	27	20	11	3	24	85	32%	24%	13%	4%	28%	100%
Usefulness of syllabus in the employment & Entrepreneurship	25	19	18	3	20	85	29%	22%	21%	4%	24%	100%
Role of syllabus in the personality development	25	21	17	2	20	85	29%	25%	20%	2%	24%	100%
Use of syllabus in global competency and ICT	23	20	17	4	21	85	27%	24%	20%	5%	25%	100%
Use of syllabus for admission in PG course and its use while learning P.G. cour	29	18	15	2	21	85	34%	21%	18%	2%	25%	100%
Does the syllabus add values to nationality	26	24	9	4	22	85	31%	28%	11%	5%	26%	100%
Does the syllabus add values to Social responsibility?	25	21	15	3	21	85	29%	25%	18%	4%	25%	100%
Does the syllabus add values to Environment awareness?	26	22	13	3	21	85	31%	26%	15%	4%	25%	100%
Does the syllabus add values to Eradication of superstition?	28	20	9	3	25	85	33%	24%	11%	4%	29%	100%
Does the syllabus add values to Social Justice?	22	22	13	6	22	85	26%	26%	15%	7%	26%	100%
Usefulness of syllabus in the skill development & development of research at	28	20	13	3	21	85	33%	24%	15%	4%	25%	100%

Learning value (in terms of skills, concepts, knowledge, analytical abilities, or	26	22	11	6	20	85	31%	26%	13%	7%	24%	100%
Applicability/relevance to real life situations	28	17	14	3	23	85	33%	20%	16%	4%	27%	100%
Depth of the course content	30	18	11	5	21	85	35%	21%	13%	6%	25%	100%
Extent of coverage of course	26	17	14	3	25	85	31%	20%	16%	4%	29%	100%
Extent of effort required by students	22	27	11	4	21	85	26%	32%	13%	5%	25%	100%
Relevance/learning value of project/ report	28	20	13	2	22	85	33%	24%	15%	2%	26%	100%
Overall rating of Syllabus	27	18	17	2	21	85	32%	21%	20%	2%	25%	100%

Suggestions-

Feedback Committee

I/C Principal Dr. Bhandare S. J.

IQAC Coordinator Mr. Kharatmol R. M.

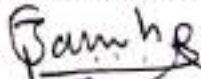
Mr. Bhujabal G. R.

Dr. Pol H.R.

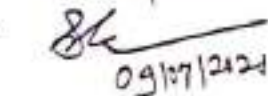
Dr. Bhosale S. R.

Dr. Moholkar S.M.






09/07/2021

Department of Economics

Mr. Shinde P. N.

Dr. Sardesai S. A.




Raja Shripatrao Bhagwantrao Mahavidyalaya Aundh
Department of English Feedback Report

STUDENT FEEDBACK ANALYSIS REPORT 2019-2020

	5	4	3	2	1	Sum	5	4	3	2	1	Total
Usefulness of syllabus in the employment & Entrepreneurship	18	8	2	2	5	35	51%	23%	6%	6%	14%	100%
Role of syllabus in the personality development	16	10	4	2	3	35	46%	29%	11%	6%	9%	100%
Use of syllabus in global competency and ICT	15	10	4	3	3	35	43%	29%	11%	9%	9%	100%
Use of syllabus for admission in PG course and its use while learning P.G. course	15	12	4	1	3	35	43%	34%	11%	3%	9%	100%
Does the syllabus add values to nationality	14	11	5	2	3	35	40%	31%	14%	6%	9%	100%
Does the syllabus add values to Social responsibility?	14	13	0	4	4	35	40%	37%	0%	11%	11%	100%
Does the syllabus add values to Environment awareness?	16	11	3	2	3	35	46%	31%	9%	6%	9%	100%
Does the syllabus add values to Eradication of superstition?	15	12	3	1	4	35	43%	34%	9%	3%	11%	100%
Does the syllabus add values to Social Justice?	13	13	4	2	3	35	37%	37%	11%	6%	9%	100%
Usefulness of syllabus in the skill development & development of research attitude a	14	14	3	0	4	35	40%	40%	9%	0%	11%	100%
Learning value (in terms of skills, concepts, knowledge, analytical abilities, or broad	16	12	2	2	3	35	46%	34%	6%	6%	9%	100%
Applicability/relevance to real life situations	15	11	3	2	4	35	43%	31%	9%	6%	11%	100%
Depth of the course content	16	10	3	2	4	35	46%	29%	9%	6%	11%	100%
Extent of coverage of course	16	12	2	2	3	35	46%	34%	6%	6%	9%	100%
Extent of effort required by students	17	8	3	1	6	35	49%	23%	9%	3%	17%	100%
Relevance/learning value of project/ report	15	13	2	1	4	35	43%	37%	6%	3%	11%	100%
Overall rating of Syllabus	15	13	2	2	3	35	43%	37%	6%	6%	9%	100%

Suggestions-

EN-complete all syllabus

E-Regular conversation skills are required in syllabus

TEACHERS FEEDBACK ANALYSIS REPORT 2019-2020

	5	4	3	2	1	Sum	5	4	3	2	1	Total
Syllabus is adequate to the course	1	1	1	0	0	3	33%	33%	33%	0%	0%	100%
Learning values of syllabus (in terms of skills, concepts, analytical abilities, etc...)	0	1	2	0	0	3	0%	33%	67%	0%	0%	100%
Applicability/Relevance to real life situation	0	2	1	0	0	3	0%	67%	33%	0%	0%	100%
Employability of the program	0	1	2	0	0	3	0%	33%	67%	0%	0%	100%

Course content is followed by corresponding reference materials	0	3	0	0	0	3	0%	100%	0%	0%	0%	100%
Sufficient number of prescribed books are available in the Library	0	0	1	1	1	3	0%	0%	33%	33%	33%	100%
Infrastructural facilities	1	2	0	0	0	3	33%	67%	0%	0%	0%	100%
Sufficient time is available to conduct examination for coverage of all units in the syllabus	1	0	1	1	0	3	33%	0%	33%	33%	0%	100%
Freedom to adopt new techniques of teaching	1	2	0	0	0	3	33%	67%	0%	0%	0%	100%
Freedom to adopt/adapt new techniques/strategies of testing and assessment of students	2	1	0	0	0	3	67%	33%	0%	0%	0%	100%
The environment in the college is conducive to teaching and research	1	0	2	0	0	3	33%	0%	67%	0%	0%	100%
The administration is teacher friendly	1	2	0	0	0	3	33%	67%	0%	0%	0%	100%

Suggestions-

language lab should be started

Reference books should be increased.

Syllabi should be more practical skill based and employable. Life skills should be incorporated in the curriculum.

Otherwise current education will not support to the stakeholders in their practical life.

Alumni's Feedback Analysis Report 2019-2020

	5	4	3	2	1	Sum						
	5	4	3	2	1	Sum	5	4	3	2	1	Total
curriculum	28	1	2	7	9	47	60%	2%	4%	15%	19%	100%
standard_of_teaching	31	0	2	3	11	47	66%	0%	4%	6%	23%	100%
system_of_examination	34	0	1	5	7	47	72%	0%	2%	11%	15%	100%
shift_media	30	0	3	5	9	47	64%	0%	6%	11%	19%	100%
provision	29	0	4	7	7	47	62%	0%	9%	15%	15%	100%
softskill	31	0	3	8	5	47	66%	0%	6%	17%	11%	100%
remedial_classes	28	0	5	8	6	47	60%	0%	11%	17%	13%	100%
activities	30	1	2	7	7	47	64%	2%	4%	15%	15%	100%
library	32	1	2	4	8	47	68%	2%	4%	9%	17%	100%
hostel	0	0	0	0	0	0	0%	0%	0%	0%	0%	0%
mobility	32	0	6	5	4	47	68%	0%	13%	11%	9%	100%
payment	31	0	3	5	8	47	66%	0%	6%	11%	17%	100%
facility	32	2	1	6	6	47	68%	4%	2%	13%	13%	100%
anti_ragging	34	2	2	4	5	47	72%	4%	4%	9%	11%	100%

harassment	34	1	1	4	7	47	72%	2%	2%	9%	15%	100%
stud_feedback	34	0	2	4	7	47	72%	0%	4%	9%	15%	100%
class_improvement	34	2	0	5	6	47	72%	4%	0%	11%	13%	100%
courses	34	1	1	6	5	47	72%	2%	2%	13%	11%	100%
campus	33	0	2	5	7	47	70%	0%	4%	11%	15%	100%
remedial_coaching	30	1	1	10	5	47	64%	2%	2%	21%	11%	100%
Usefulness of syllabus in the employment & Entrepreneurship	7	5	9	6	20	47	15%	11%	19%	13%	43%	100%
Role of syllabus in the personality development	7	7	11	6	16	47	15%	15%	23%	13%	34%	100%
Use of syllabus in global competency and ICT	7	8	10	3	19	47	15%	17%	21%	6%	40%	100%
Use of syllabus for admission in PG course and its use while learning P.G. course	7	11	6	3	20	47	15%	23%	13%	6%	43%	100%
Does the syllabus add values to nationality	6	7	13	3	18	47	13%	15%	28%	6%	38%	100%
Does the syllabus add values to Social responsibility?	7	8	8	4	20	47	15%	17%	17%	9%	43%	100%
Does the syllabus add values to Environment awareness?	11	6	9	1	20	47	23%	13%	19%	2%	43%	100%
Does the syllabus add values to Eradication of superstition?	6	6	13	0	22	47	13%	13%	28%	0%	47%	100%
Does the syllabus add values to Social Justice?	7	7	10	3	20	47	15%	15%	21%	6%	43%	100%
Usefulness of syllabus in the skill development & development of research attitude a	12	7	6	3	19	47	26%	15%	13%	6%	40%	100%
Learning value (in terms of skills, concepts, knowledge, analytical abilities, or broad	12	7	6	1	21	47	26%	15%	13%	2%	45%	100%
Applicability/relevance to real life situations	7	9	9	3	19	47	15%	19%	19%	6%	40%	100%
Depth of the course content	5	15	5	2	20	47	11%	32%	11%	4%	43%	100%
Extent of coverage of course	10	8	8	1	20	47	21%	17%	17%	2%	43%	100%
Extent of effort required by students	8	7	8	2	22	47	17%	15%	17%	4%	47%	100%
Relevance/learning value of project/ report	5	11	7	4	20	47	11%	23%	15%	9%	43%	100%
Overall rating of Syllabus	8	8	7	3	21	47	17%	17%	15%	6%	45%	100%

Suggestions-

As per the UGC and international level

STUDENT PPROGRAMME FEEDBACK ANALYSIS REPORT 2019-2020										
	4	3	2	1	Sum	4	3	2	1	Total
The syllabus of each course was	0	0	1	26	27	0%	0%	4%	96%	100%
Background for benefitting from the Couse was	0	0	0	27	27	0%	0%	0%	100%	100%

Was the course easy or difficult to understand?	0	0	2	25	27	0%	0%	7%	93%	100%
How much of the syllabus was covered in the class?	0	0	1	26	27	0%	0%	4%	96%	100%
What is your opinion about the library material & facilities for the course?	0	0	2	25	27	0%	0%	7%	93%	100%
To what extent were you able to get material for the prescribed readings	0	0	1	26	27	0%	0%	4%	96%	100%
How well did the teacher prepare for the classes?	0	0	2	25	27	0%	0%	7%	93%	100%
How well was the teacher able to communicate?	1	0	1	25	27	4%	0%	4%	93%	100%
How far the teacher encourages student participation in class?	0	0	1	26	27	0%	0%	4%	96%	100%
If yes, which of the following methods were used?	0	0	0	27	27	0%	0%	0%	100%	100%
How helpful was the teacher in advising?	0	0	0	27	27	0%	0%	0%	100%	100%
The teachers approach can best be described as	0	0	0	27	27	0%	0%	0%	100%	100%
Internal assessment was	0	0	0	27	27	0%	0%	0%	100%	100%
How effect you think the internal assessment will have on your course grade?	0	0	0	27	27	0%	0%	0%	100%	100%
How often did the teacher provide feedback on your performance?	0	0	0	27	27	0%	0%	0%	100%	100%
Were your assignments discussed with you?	0	0	0	27	27	0%	0%	0%	100%	100%
Where you provided with a course contributory lecture too at the beginning	0	0	0	27	27	0%	0%	0%	100%	100%

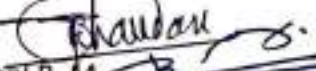

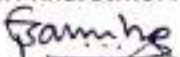


Suggestions-

PARENT FEEDBACK ANALYSIS REPORT 2019-2020 - Arts Faculty												
	5	4	3	2	1	Sum	5	4	3	2	1	Total
Whether the institute is better than other for your ward?	24	20	16	3	22	85	28%	24%	19%	4%	26%	100%
Facilities provided by college are adequate	30	15	15	4	21	85	35%	18%	18%	5%	25%	100%
Physical security of your ward in the campus	20	27	14	5	19	85	24%	32%	16%	6%	22%	100%
Co-operaion from the administrative staff	26	18	15	4	22	85	31%	21%	18%	5%	26%	100%
Direct communication with teaching staff & their co-operation	25	25	11	5	19	85	29%	29%	13%	6%	22%	100%
Upgradatin of soft & hard skill in your ward	23	22	17	1	22	85	27%	26%	20%	1%	26%	100%
Overall improvement of your ward	27	20	11	3	24	85	32%	24%	13%	4%	28%	100%
Usefulness of syllabus in the employment & Entrepreneurship	25	19	18	3	20	85	29%	22%	21%	4%	24%	100%
Role of syllabus in the personality development	25	21	17	2	20	85	29%	25%	20%	2%	24%	100%
Use of syllabus in global competency and ICT	23	20	17	4	21	85	27%	24%	20%	5%	25%	100%

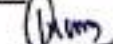
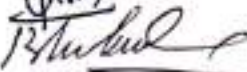
Use of syllabus for admission in PG course and its use while learning P.G. course	29	18	15	2	21	85	34%	21%	18%	2%	25%	100%
Does the syllabus add values to nationality	26	24	9	4	22	85	31%	28%	11%	5%	26%	100%
Does the syllabus add values to Social responsibility?	25	21	15	3	21	85	29%	25%	18%	4%	25%	100%
Does the syllabus add values to Environment awareness?	26	22	13	3	21	85	31%	26%	15%	4%	25%	100%
Does the syllabus add values to Eradication of superstition?	28	20	9	3	25	85	33%	24%	11%	4%	29%	100%
Does the syllabus add values to Social Justice?	22	22	13	6	22	85	26%	26%	15%	7%	26%	100%
Usefulness of syllabus in the skill development & development of research attitude	28	20	13	3	21	85	33%	24%	15%	4%	25%	100%
Learning value (in terms of skills, concepts, knowledge, analytical abilities, or broad	26	22	11	6	20	85	31%	26%	13%	7%	24%	100%
Applicability/relevance to real life situations	28	17	14	3	23	85	33%	20%	16%	4%	27%	100%
Depth of the course content	30	18	11	5	21	85	35%	21%	13%	6%	25%	100%
Extent of coverage of course	26	17	14	3	25	85	31%	20%	16%	4%	29%	100%
Extent of effort required by students	22	27	11	4	21	85	26%	32%	13%	5%	25%	100%
Relevance/learning value of project/ report	28	20	13	2	22	85	33%	24%	15%	2%	26%	100%
Overall rating of Syllabus	27	18	17	2	21	85	32%	21%	20%	2%	25%	100%

Suggestions-

Feedback Committee

I/C Principal Dr. Bhandare S. J. 
 IQAC Coordinator Mr. Kharatmoli R. M. 
 Mr. Bhujabal G. R. 
 Dr. Pol H.R.
 Dr. Bhosale S. R. 
 Dr. Mohalkar S.M. 

Department of English

Dr. Kore S. M. 
 Dr. Bhosale S. R. 
 Dr. Bhandare S. J.

Raja Shripatrao Bhagwantrao Mahavidyalaya Aundh
Department of Geography Feedback Report

STUDENT FEEDBACK ANALYSIS REPORT 2019-2020

	5	4	3	2	1	Sum	5	4	3	2	1	Total
Usefulness of syllabus in the employment & Entrepreneurship	8	7	5	2	1	23	35%	30%	22%	9%	4%	100%
Role of syllabus in the personality development	7	10	3	2	1	23	30%	43%	13%	9%	4%	100%
Use of syllabus in global competency and ICT	8	7	6	1	1	23	35%	30%	26%	4%	4%	100%
Use of syllabus for admission in PG course and its use while learning P.G. course	9	6	6	1	1	23	39%	26%	26%	4%	4%	100%
Does the syllabus add values to nationality	7	12	3	0	1	23	30%	52%	13%	0%	4%	100%
Does the syllabus add values to Social responsibility?	7	6	7	2	1	23	30%	26%	30%	9%	4%	100%
Does the syllabus add values to Environment awareness?	5	11	5	1	1	23	22%	48%	22%	4%	4%	100%
Does the syllabus add values to Eradication of superstition?	10	9	2	1	1	23	43%	39%	9%	4%	4%	100%
Does the syllabus add values to Social Justice?	7	10	4	1	1	23	30%	43%	17%	4%	4%	100%
Usefulness of syllabus in the skill development & development of research attitude am	7	13	2	0	1	23	30%	57%	9%	0%	4%	100%
Learning value (in terms of skills, concepts, knowledge, analytical abilities, or broadeni	9	10	1	2	1	23	39%	43%	4%	9%	4%	100%
Applicability/relevance to real life situations	9	8	5	0	1	23	39%	35%	22%	0%	4%	100%
Depth of the course content	9	11	1	0	2	23	39%	48%	4%	0%	9%	100%
Extent of coverage of course	8	10	2	1	2	23	35%	43%	9%	4%	9%	100%
Extent of effort required by students	11	6	3	2	1	23	48%	26%	13%	9%	4%	100%
Relevance/learning value of project/ report	6	13	2	1	1	23	26%	57%	9%	4%	4%	100%
Overall rating of Syllabus	13	5	4	0	1	23	57%	22%	17%	0%	4%	100%

Suggestions-

G-Current affairs are added into syllabus which are useful in employment or knowledge upgradation

G-Current development of science and Environment are add into syllabus

TEACHERS FEEDBACK ANALYSIS REPORT 2019-2020

	5	4	3	2	1	Sum	5	4	3	2	1	Total
Syllabus is adequate to the course	2	0	1	0	0	3	67%	0%	33%	0%	0%	100%
Learning values of syllabus (in terms of skills, concepts, analytical abilities, etc...)	1	2	0	0	0	3	33%	67%	0%	0%	0%	100%
Applicability/Relevance to real life situation	0	3	0	0	0	3	0%	100%	0%	0%	0%	100%
Employability of the program	0	2	1	0	0	3	0%	67%	33%	0%	0%	100%

Course content is followed by corresponding reference materials	1	1	1	0	0	3	33%	33%	33%	0%	0%	100%
Sufficient number of prescribed books are available in the Library	1	2	0	0	0	3	33%	67%	0%	0%	0%	100%
Infrastructural facilities	2	0	0	0	1	3	67%	0%	0%	0%	33%	100%
Sufficient time is available to conduct examination for coverage of all units in the syllabus	1	1	1	0	0	3	33%	33%	33%	0%	0%	100%
Freedom to adopt new techniques of teaching	1	2	0	0	0	3	33%	67%	0%	0%	0%	100%
Freedom to adopt/adapt new techniques/strategies of testing and assessment of students	2	1	0	0	0	3	67%	33%	0%	0%	0%	100%
The environment in the college is conducive to teaching and research	1	1	0	1	0	3	33%	33%	0%	33%	0%	100%
The administration is teacher friendly	2	0	1	0	0	3	67%	0%	33%	0%	0%	100%

Suggestions-

Data (multimedia) capturing system is required.

Alumni's Feedback Analysis Report 2019-2020												
	5	4	3	2	1	Sum						
	5	4	3	2	1	Total						
curriculum	28	1	2	7	9	47	60%	2%	4%	15%	19%	100%
standard_of_teaching	31	0	2	3	11	47	66%	0%	4%	6%	23%	100%
system_of_examination	34	0	1	5	7	47	72%	0%	2%	11%	15%	100%
shift_media	30	0	3	5	9	47	64%	0%	6%	11%	19%	100%
provision	29	0	4	7	7	47	62%	0%	9%	15%	15%	100%
softskill	31	0	3	8	5	47	66%	0%	6%	17%	11%	100%
remedial_classes	28	0	5	8	6	47	60%	0%	11%	17%	13%	100%
activities	30	1	2	7	7	47	64%	2%	4%	15%	15%	100%
library	32	1	2	4	8	47	68%	2%	4%	9%	17%	100%
hostel	0	0	0	0	0	0	0%	0%	0%	0%	0%	0%
mobility	32	0	6	5	4	47	68%	0%	13%	11%	9%	100%
payment	31	0	3	5	8	47	66%	0%	6%	11%	17%	100%
facility	32	2	1	6	6	47	68%	4%	2%	13%	13%	100%
anti_ragging	34	2	2	4	5	47	72%	4%	4%	9%	11%	100%
harassment	34	1	1	4	7	47	72%	2%	2%	9%	15%	100%
stud_feedback	34	0	2	4	7	47	72%	0%	4%	9%	15%	100%

class_improvement	34	2	0	5	6	47	72%	4%	0%	11%	13%	100%
courses	34	1	1	6	5	47	72%	2%	2%	13%	11%	100%
campus	33	0	2	5	7	47	70%	0%	4%	11%	15%	100%
remedial_coaching	30	1	1	10	5	47	64%	2%	2%	21%	11%	100%
Usefulness of syllabus in the employment & Entrepreneurship	7	5	9	6	20	47	15%	11%	19%	13%	43%	100%
Role of syllabus in the personality development	7	7	11	6	16	47	15%	15%	23%	13%	34%	100%
Use of syllabus in global competency and ICT	7	8	10	3	19	47	15%	17%	21%	6%	40%	100%
Use of syllabus for admission in PG course and its use while learning P.G. course	7	11	6	3	20	47	15%	23%	13%	6%	43%	100%
Does the syllabus add values to nationality	6	7	13	3	18	47	13%	15%	28%	6%	38%	100%
Does the syllabus add values to Social responsibility?	7	8	8	4	20	47	15%	17%	17%	9%	43%	100%
Does the syllabus add values to Environment awareness?	11	6	9	1	20	47	23%	13%	19%	2%	43%	100%
Does the syllabus add values to Eradication of superstition?	6	6	13	0	22	47	13%	13%	28%	0%	47%	100%
Does the syllabus add values to Social Justice?	7	7	10	3	20	47	15%	15%	21%	6%	43%	100%
Usefulness of syllabus in the skill development & development of research attitude am	12	7	6	3	19	47	26%	15%	13%	6%	40%	100%
Learning value (in terms of skills, concepts, knowledge, analytical abilities, or broadeni	12	7	6	1	21	47	26%	15%	13%	2%	45%	100%
Applicability/relevance to real life situations	7	9	9	3	19	47	15%	19%	19%	6%	40%	100%
Depth of the course content	5	15	5	2	20	47	11%	32%	11%	4%	43%	100%
Extent of coverage of course	10	8	8	1	20	47	21%	17%	17%	2%	43%	100%
Extent of effort required by students	8	7	8	2	22	47	17%	15%	17%	4%	47%	100%
Relevance/learning value of project/ report	5	11	7	4	20	47	11%	23%	15%	9%	43%	100%
Overall rating of Syllabus	8	8	7	3	21	47	17%	17%	15%	6%	45%	100%

STUDENT PPROGRAMME FEEDBACK ANALYSIS REPORT 2019-2020

	4	3	2	1	Sum	4	3	2	1	Total
The syllabus of each course was	0	2	1	21	24	0%	8%	4%	88%	100%
Background for benefitting from the Course was	1	0	4	19	24	4%	0%	17%	79%	100%
Was the course easy or difficult to understand?	0	0	3	21	24	0%	0%	13%	88%	100%
How much of the syllabus was covered in the class?	0	0	4	20	24	0%	0%	17%	83%	100%
What is your opinion about the library material & facilities for the course?	2	1	2	19	24	8%	4%	8%	79%	100%
To what extent were you able to get material for the prescribed readings	1	1	1	21	24	4%	4%	4%	88%	100%

How well did the teacher prepare for the classes?	1	0	5	18	24	4%	0%	21%	75%	100%
How well was the teacher able to communicate?	0	0	5	19	24	0%	0%	21%	79%	100%
How far the teacher encourages student participation in class?	0	0	5	19	24	0%	0%	21%	79%	100%
If yes, which of the following methods were used?	0	2	4	18	24	0%	8%	17%	75%	100%
How helpful was the teacher in advising?	0	0	3	21	24	0%	0%	13%	88%	100%
The teachers approach can best be described as	1	1	4	18	24	4%	4%	17%	75%	100%
Internal assessment was	1	0	3	20	24	4%	0%	13%	83%	100%
How effect you think the internal assessment will have on your course grade?	0	3	0	21	24	0%	13%	0%	88%	100%
How often did the teacher provide feedback on your performance?	1	1	3	19	24	4%	4%	13%	79%	100%
Were your assignments discussed with you?	3	0	2	19	24	13%	0%	8%	79%	100%
Where you provided with a course contributory lecture too at the beginning	0	2	1	21	24	0%	8%	4%	88%	100%

PARENT FEEDBACK ANALYSIS REPORT 2019-2020 - Arts Faculty												
	5	4	3	2	1	Sum	5	4	3	2	1	Total
Whether the institute is better than other for your ward?	24	20	16	3	22	85	28%	24%	19%	4%	26%	100%
Facilities provided by college are adequate	30	15	15	4	21	85	35%	18%	18%	5%	25%	100%
Physical security of your ward in the campus	20	27	14	5	19	85	24%	32%	16%	6%	22%	100%
Co-operaion from the administrative staff	26	18	15	4	22	85	31%	21%	18%	5%	26%	100%
Direct communication with teaching staff & their co-operation	25	25	11	5	19	85	29%	29%	13%	6%	22%	100%
Upgradatin of soft & hard skill in your ward	23	22	17	1	22	85	27%	26%	20%	1%	26%	100%
Overall improvement of your ward	27	20	11	3	24	85	32%	24%	13%	4%	28%	100%
Usefulness of syllabus in the employment & Entrepreneurship	25	19	18	3	20	85	29%	22%	21%	4%	24%	100%
Role of syllabus in the personality development	25	21	17	2	20	85	29%	25%	20%	2%	24%	100%
Use of syllabus in global competency and ICT	23	20	17	4	21	85	27%	24%	20%	5%	25%	100%
Use of syllabus for admission in PG course and its use while learning P.G. course	29	18	15	2	21	85	34%	21%	18%	2%	25%	100%
Does the syllabus add values to nationality	26	24	9	4	22	85	31%	28%	11%	5%	26%	100%
Does the syllabus add values to Social responsibility?	25	21	15	3	21	85	29%	25%	18%	4%	25%	100%
Does the syllabus add values to Environment awareness?	26	22	13	3	21	85	31%	26%	15%	4%	25%	100%
Does the syllabus add values to Eradication of superstition?	28	20	9	3	25	85	33%	24%	11%	4%	29%	100%
Does the syllabus add values to Social Justice?	22	22	13	6	22	85	26%	26%	15%	7%	26%	100%

Usefulness of syllabus in the skill development & development of research attitude am	28	20	13	3	21	85	33%	24%	15%	4%	25%	100%
Learning value (in terms of skills, concepts, knowledge, analytical abilities, or broadeni	26	22	11	6	20	85	31%	26%	13%	7%	24%	100%
Applicability/relevance to real life situations	28	17	14	3	23	85	33%	20%	16%	4%	27%	100%
Depth of the course content	30	18	11	5	21	85	35%	21%	13%	6%	25%	100%
Extent of coverage of course	26	17	14	3	25	85	31%	20%	16%	4%	29%	100%
Extent of effort required by students	22	27	11	4	21	85	26%	32%	13%	5%	25%	100%
Relevance/learning value of project/ report	28	20	13	2	22	85	33%	24%	15%	2%	26%	100%
Overall rating of Syllabus	27	18	17	2	21	85	32%	21%	20%	2%	25%	100%

Feedback Committee

I/C Principal Dr. Bhandare S. J.

IQAC Coordinator Mr. Kharatmol R. M.

Mr. Bhujabal G. R.

Dr. Pol H.R.

Dr. Bhosale S. R.

Dr. Moholkar S.M.

Department of Geography

Dr. Barkade J. D.

Mr. Shinde S. M.

Dr. Telore N. V.

Raja Shripatrao Bhagwantrao Mahavidyalaya Aundh
Department of Hindi Feedback Report

STUDENT FEEDBACK ANALYSIS REPORT 2019-2020

	5	4	3	2	1	Sum	5	4	3	2	1	Total
Usefulness of syllabus in the employment & Entrepreneurship	5	1	2	0	3	11	45%	9%	18%	0%	27%	100%
Role of syllabus in the personality development	3	3	2	0	3	11	27%	27%	18%	0%	27%	100%
Use of syllabus in global competency and ICT	6	1	1	0	3	11	55%	9%	9%	0%	27%	100%
Use of syllabus for admission in PG course and its use while learning P.G. course	4	2	1	1	3	11	36%	18%	9%	9%	27%	100%
Does the syllabus add values to nationality	5	1	2	0	3	11	45%	9%	18%	0%	27%	100%
Does the syllabus add values to Social responsibility?	4	1	2	0	4	11	36%	9%	18%	0%	36%	100%
Does the syllabus add values to Environment awareness?	3	3	2	0	3	11	27%	27%	18%	0%	27%	100%
Does the syllabus add values to Eradication of superstition?	5	1	1	0	4	11	45%	9%	9%	0%	36%	100%
Does the syllabus add values to Social Justice?	3	1	1	0	6	11	27%	9%	9%	0%	55%	100%
Usefulness of syllabus in the skill development & development of research aptitude	5	1	1	0	4	11	45%	9%	9%	0%	36%	100%
Learning value (in terms of skills, concepts, knowledge, analytical abilities, or both)	4	2	1	0	4	11	36%	18%	9%	0%	36%	100%
Applicability/relevance to real life situations	5	1	1	0	4	11	45%	9%	9%	0%	36%	100%
Depth of the course content	5	1	1	0	4	11	45%	9%	9%	0%	36%	100%
Extent of coverage of course	4	2	1	0	4	11	36%	18%	9%	0%	36%	100%
Extent of effort required by students	4	2	1	0	4	11	36%	18%	9%	0%	36%	100%
Relevance/learning value of project/ report	3	3	1	0	4	11	27%	27%	9%	0%	36%	100%
Overall rating of Syllabus	5	1	1	0	4	11	45%	9%	9%	0%	36%	100%

Suggestions-

TEACHERS FEEDBACK ANALYSIS REPORT 2019-2020

	5	4	3	2	1	Sum	5	4	3	2	1	Total
Syllabus is adequate to the course	2	0	0	0	0	2	100%	0%	0%	0%	0%	100%
Learning values of syllabus (in terms of skills, concepts, analytical abilities, etc)	1	1	0	0	0	2	50%	50%	0%	0%	0%	100%
Applicability/Relevance to real life situation	2	0	0	0	0	2	100%	0%	0%	0%	0%	100%
Employability of the program	1	1	0	0	0	2	50%	50%	0%	0%	0%	100%
Course content is followed by corresponding reference materials	1	1	0	0	0	2	50%	50%	0%	0%	0%	100%
Sufficient number of prescribed books are available in the Library	1	1	0	0	0	2	50%	50%	0%	0%	0%	100%

Infrastructural facilities	2	0	0	0	0	2	100%	0%	0%	0%	0%	100%
Sufficient time is available to conduct examination for coverage of all units in	2	0	0	0	0	2	100%	0%	0%	0%	0%	100%
Freedom to adopt new techniques of teaching	1	1	0	0	0	2	50%	50%	0%	0%	0%	100%
Freedom to adopt/adapt new techniques/strategies of testing and assessment of	2	0	0	0	0	2	100%	0%	0%	0%	0%	100%
The environment in the college is conducive to teaching and research	2	0	0	0	0	2	100%	0%	0%	0%	0%	100%
The administration is teacher friendly	2	0	0	0	0	2	100%	0%	0%	0%	0%	100%

Suggestions-

Hindi subject journals required main library.

Alumni's Feedback Analysis Report 2019-2020													
	5	4	3	2	1	Sum							
	5	4	3	2	1	Sum	5	4	3	2	1	Total	
curriculum	28	1	2	7	9	47	60%	2%	4%	15%	19%	100%	
standard_of_teaching	31	0	2	3	11	47	66%	0%	4%	6%	23%	100%	
system_of_examination	34	0	1	5	7	47	72%	0%	2%	11%	15%	100%	
shift_media	30	0	3	5	9	47	64%	0%	6%	11%	19%	100%	
provision	29	0	4	7	7	47	62%	0%	9%	15%	15%	100%	
softskill	31	0	3	8	5	47	66%	0%	6%	17%	11%	100%	
remedial_classes	28	0	5	8	6	47	60%	0%	11%	17%	13%	100%	
activities	30	1	2	7	7	47	64%	2%	4%	15%	15%	100%	
library	32	1	2	4	8	47	68%	2%	4%	9%	17%	100%	
hostel	0	0	0	0	0	0	0%	0%	0%	0%	0%	0%	
mobility	32	0	6	5	4	47	68%	0%	13%	11%	9%	100%	
payment	31	0	3	5	8	47	66%	0%	6%	11%	17%	100%	
facility	32	2	1	6	6	47	68%	4%	2%	13%	13%	100%	
anti_ragging	34	2	2	4	5	47	72%	4%	4%	9%	11%	100%	
harassment	34	1	1	4	7	47	72%	2%	2%	9%	15%	100%	
stud_feedback	34	0	2	4	7	47	72%	0%	4%	9%	15%	100%	
class_improvement	34	2	0	5	6	47	72%	4%	0%	11%	13%	100%	
courses	34	1	1	6	5	47	72%	2%	2%	13%	11%	100%	

To what extent were you able to get material for the prescribed readings	0	0	1	6	7	0%	0%	14%	86%	100%
How well did the teacher prepare for the classes?	0	0	0	7	7	0%	0%	0%	100%	100%
How well was the teacher able to communicate?	0	1	0	6	7	0%	14%	0%	86%	100%
How far the teacher encourages student participation in class?	0	0	1	6	7	0%	0%	14%	86%	100%
If yes, which of the following methods were used?	0	1	0	6	7	0%	14%	0%	86%	100%
How helpful was the teacher in advising?	0	1	0	6	7	0%	14%	0%	86%	100%
The teachers approach can best be described as	1	0	0	6	7	14%	0%	0%	86%	100%
Internal assessment was	0	0	1	6	7	0%	0%	14%	86%	100%
How effect you think the internal assessment will have on your course grade?	0	0	1	6	7	0%	0%	14%	86%	100%
How often did the teacher provide feedback on your performance?	0	0	1	6	7	0%	0%	14%	86%	100%
Were your assignments discussed with you?	1	0	0	6	7	14%	0%	0%	86%	100%
Where you provided with a course contributory lecture too at the beginning	0	1	0	6	7	0%	14%	0%	86%	100%

PARENT FEEDBACK ANALYSIS REPORT 2019-2020 - Arts Faculty

	5	4	3	2	1	Sum	5	4	3	2	1	Total
Whether the institute is better than other for your ward?	24	20	16	3	22	85	28%	24%	19%	4%	26%	100%
Facilities provided by college are adequate	30	15	15	4	21	85	35%	18%	18%	5%	25%	100%
Physical security of your ward in the campus	20	27	14	5	19	85	24%	32%	16%	6%	22%	100%
Co-operaion from the administrative staff	26	18	15	4	22	85	31%	21%	18%	5%	26%	100%
Direct communication with teaching staff & their co-operation	25	25	11	5	19	85	29%	29%	13%	6%	22%	100%
Upgradatin of soft & hard skill in your ward	23	22	17	1	22	85	27%	26%	20%	1%	26%	100%
Overall improvement of your ward	27	20	11	3	24	85	32%	24%	13%	4%	28%	100%
Usefulness of syllabus in the employment & Entrepreneurship	25	19	18	3	20	85	29%	22%	21%	4%	24%	100%
Role of syllabus in the personality development	25	21	17	2	20	85	29%	25%	20%	2%	24%	100%
Use of syllabus in global competency and ICT	23	20	17	4	21	85	27%	24%	20%	5%	25%	100%
Use of syllabus for admission in PG course and its use while learning P.G. cour	29	18	15	2	21	85	34%	21%	18%	2%	25%	100%
Does the syllabus add values to nationality	26	24	9	4	22	85	31%	28%	11%	5%	26%	100%
Does the syllabus add values to Social responsibility?	25	21	15	3	21	85	29%	25%	18%	4%	25%	100%
Does the syllabus add values to Environment awareness?	26	22	13	3	21	85	31%	26%	15%	4%	25%	100%
Does the syllabus add values to Eradication of superstition?	28	20	9	3	25	85	33%	24%	11%	4%	29%	100%

Does the syllabus add values to Social Justice?	22	22	13	6	22	85	26%	26%	15%	7%	26%	100%
Usefulness of syllabus in the skill development & development of research att	28	20	13	3	21	85	33%	24%	15%	4%	25%	100%
Learning value (in terms of skills, concepts, knowledge, analytical abilities, or	26	22	11	6	20	85	31%	26%	13%	7%	24%	100%
Applicability/relevance to real life situations	28	17	14	3	23	85	33%	20%	16%	4%	27%	100%
Depth of the course content	30	18	11	5	21	85	35%	21%	13%	6%	25%	100%
Extent of coverage of course	26	17	14	3	25	85	31%	20%	16%	4%	29%	100%
Extent of effort required by students	22	27	11	4	21	85	26%	32%	13%	5%	25%	100%
Relevance/learning value of project/ report	28	20	13	2	22	85	33%	24%	15%	2%	26%	100%
Overall rating of Syllabus	27	18	17	2	21	85	32%	21%	20%	2%	25%	100%

Feedback Committee

I/C Principal Dr. Bhandare S. J.

IQAC Coordinator Mr. Kharatmol R. M.

Mr. Bhujabal G. R.

Dr. Pol H.R.

Dr. Bhosale S. R.

Dr. Mohalkar S.M.

Department of Hindi

Mr. Bhosale S. Y.

Mr. Shinde V. G.

Raja Shripatrao Bhagwantrao Mahavidyalaya Aundh
Department of History Feedback Report

STUDENT FEEDBACK ANALYSIS REPORT 2019-2020

	5	4	3	2	1	Sum	5	4	3	2	1	Total
Usefulness of syllabus in the employment & Entrepreneurship	2	2	6	2	2	14	14%	14%	43%	14%	14%	100%
Role of syllabus in the personality development	0	3	6	2	3	14	0%	21%	43%	14%	21%	100%
Use of syllabus in global competency and ICT	3	2	5	1	3	14	21%	14%	36%	7%	21%	100%
Use of syllabus for admission in PG course and its use while learning P.G. course	4	0	5	2	3	14	29%	0%	36%	14%	21%	100%
Does the syllabus add values to nationality	1	3	6	2	2	14	7%	21%	43%	14%	14%	100%
Does the syllabus add values to Social responsibility?	4	0	5	1	4	14	29%	0%	36%	7%	29%	100%
Does the syllabus add values to Environment awareness?	2	2	5	2	3	14	14%	14%	36%	14%	21%	100%
Does the syllabus add values to Eradication of superstition?	3	2	5	2	2	14	21%	14%	36%	14%	14%	100%
Does the syllabus add values to Social Justice?	4	2	6	0	2	14	29%	14%	43%	0%	14%	100%
Usefulness of syllabus in the skill development & development of research attitude	3	2	3	3	3	14	21%	14%	21%	21%	21%	100%
Learning value (in terms of skills, concepts, knowledge, analytical abilities, or broad	3	3	4	1	3	14	21%	21%	29%	7%	21%	100%
Applicability/relevance to real life situations	5	1	3	1	4	14	36%	7%	21%	7%	29%	100%
Depth of the course content	3	3	3	1	4	14	21%	21%	21%	7%	29%	100%
Extent of coverage of course	4	1	3	2	4	14	29%	7%	21%	14%	29%	100%
Extent of effort required by students	2	3	5	0	4	14	14%	21%	36%	0%	29%	100%
Relevance/learning value of project/ report	2	3	4	3	2	14	14%	21%	29%	21%	14%	100%
Overall rating of Syllabus	4	2	5	0	3	14	29%	14%	36%	0%	21%	100%

Suggestions-

TEACHERS FEEDBACK ANALYSIS REPORT 2019-2020

	5	4	3	2	1	Sum	5	4	3	2	1	Total
Syllabus is adequate to the course	1	1	0	0	0	2	50%	50%	0%	0%	0%	100%
Learning values of syllabus (in terms of skills, concepts, analytical abilities, etc...)	0	1	1	0	0	2	0%	50%	50%	0%	0%	100%
Applicability/Relevance to real life situation	0	1	1	0	0	2	0%	50%	50%	0%	0%	100%
Employability of the program	0	2	0	0	0	2	0%	100%	0%	0%	0%	100%
Course content is followed by corresponding reference materials	0	0	2	0	0	2	0%	0%	100%	0%	0%	100%
Sufficient number of prescribed books are available in the Library	0	1	1	0	0	2	0%	50%	50%	0%	0%	100%

Infrastructural facilities	0	2	0	0	0	2	0%	100%	0%	0%	0%	100%
Sufficient time is available to conduct examination for coverage of all units in the sy	0	1	1	0	0	2	0%	50%	50%	0%	0%	100%
Freedom to adopt new techniques of teaching	1	1	0	0	0	2	50%	50%	0%	0%	0%	100%
Freedom to adopt/adapt new techniques/strategies of testing and assessment of stude	0	2	0	0	0	2	0%	100%	0%	0%	0%	100%
The environment in the college is conducive to teaching and research	0	2	0	0	0	2	0%	100%	0%	0%	0%	100%
The administration is teacher friendly	1	1	0	0	0	2	50%	50%	0%	0%	0%	100%

Suggestions-

Strengthen History of Ancient india in BA 3

Reference books should be increased

Alumni's Feedback Analysis Report 2019-2020												
	5	4	3	2	1	Sum						Total
curriculum	28	1	2	7	9	47	60%	2%	4%	15%	19%	100%
standard_of_teaching	31	0	2	3	11	47	66%	0%	4%	6%	23%	100%
system_of_examination	34	0	1	5	7	47	72%	0%	2%	11%	15%	100%
shift_media	30	0	3	5	9	47	64%	0%	6%	11%	19%	100%
provision	29	0	4	7	7	47	62%	0%	9%	15%	15%	100%
softskill	31	0	3	8	5	47	66%	0%	6%	17%	11%	100%
remedial_classes	28	0	5	8	6	47	60%	0%	11%	17%	13%	100%
activities	30	1	2	7	7	47	64%	2%	4%	15%	15%	100%
library	32	1	2	4	8	47	68%	2%	4%	9%	17%	100%
hostel	0	0	0	0	0	0	0%	0%	0%	0%	0%	0%
mobility	32	0	6	5	4	47	68%	0%	13%	11%	9%	100%
payment	31	0	3	5	8	47	66%	0%	6%	11%	17%	100%
facility	32	2	1	6	6	47	68%	4%	2%	13%	13%	100%
anti_ragging	34	2	2	4	5	47	72%	4%	4%	9%	11%	100%
harassment	34	1	1	4	7	47	72%	2%	2%	9%	15%	100%
stud_feedback	34	0	2	4	7	47	72%	0%	4%	9%	15%	100%
class_improvement	34	2	0	5	6	47	72%	4%	0%	11%	13%	100%

courses	34	1	1	6	5	47	72%	2%	2%	13%	11%	100%
campus	33	0	2	5	7	47	70%	0%	4%	11%	15%	100%
remedial_coaching	30	1	1	10	5	47	64%	2%	2%	21%	11%	100%
Usefulness of syllabus in the employment & Entrepreneurship	7	5	9	6	20	47	15%	11%	19%	13%	43%	100%
Role of syllabus in the personality development	7	7	11	6	16	47	15%	15%	23%	13%	34%	100%
Use of syllabus in global competency and ICT	7	8	10	3	19	47	15%	17%	21%	6%	40%	100%
Use of syllabus for admission in PG course and its use while learning P.G. course	7	11	6	3	20	47	15%	23%	13%	6%	43%	100%
Does the syllabus add values to nationality	6	7	13	3	18	47	13%	15%	28%	6%	38%	100%
Does the syllabus add values to Social responsibility?	7	8	8	4	20	47	15%	17%	17%	9%	43%	100%
Does the syllabus add values to Environment awareness?	11	6	9	1	20	47	23%	13%	19%	2%	43%	100%
Does the syllabus add values to Eradication of superstition?	6	6	13	0	22	47	13%	13%	28%	0%	47%	100%
Does the syllabus add values to Social Justice?	7	7	10	3	20	47	15%	15%	21%	6%	43%	100%
Usefulness of syllabus in the skill development & development of research attitude	12	7	6	3	19	47	26%	15%	13%	6%	40%	100%
Learning value (in terms of skills, concepts, knowledge, analytical abilities, or broad	12	7	6	1	21	47	26%	15%	13%	2%	45%	100%
Applicability/relevance to real life situations	7	9	9	3	19	47	15%	19%	19%	6%	40%	100%
Depth of the course content	5	15	5	2	20	47	11%	32%	11%	4%	43%	100%
Extent of coverage of course	10	8	8	1	20	47	21%	17%	17%	2%	43%	100%
Extent of effort required by students	8	7	8	2	22	47	17%	15%	17%	4%	47%	100%
Relevance/learning value of project/ report	5	11	7	4	20	47	11%	23%	15%	9%	43%	100%
Overall rating of Syllabus	8	8	7	3	21	47	17%	17%	15%	6%	45%	100%

STUDENT PROGRAMME FEEDBACK ANALYSIS REPORT 2019-2020

	4	3	2	1	Sum	4	3	2	1	Total
The syllabus of each course was	0	2	1	8	11	0%	18%	9%	73%	100%
Background for benefitting from the Course was	0	0	2	9	11	0%	0%	18%	82%	100%
Was the course easy or difficult to understand?	0	0	2	9	11	0%	0%	18%	82%	100%
How much of the syllabus was covered in the class?	0	0	1	10	11	0%	0%	9%	91%	100%
What is your opinion about the library material & facilities for the course?	0	0	2	9	11	0%	0%	18%	82%	100%
To what extent were you able to get material for the prescribed readings	0	0	2	9	11	0%	0%	18%	82%	100%


How well did the teacher prepare for the classes?	0	0	2	9	11	0%	0%	18%	82%	100%
How well was the teacher able to communicate?	0	0	0	11	11	0%	0%	0%	100%	100%
How far the teacher encourages student participation in class?	0	0	2	9	11	0%	0%	18%	82%	100%
If yes, which of the following methods were used?	0	1	2	8	11	0%	9%	18%	73%	100%
How helpful was the teacher in advising?	0	0	2	9	11	0%	0%	18%	82%	100%
The teachers approach can best be described as	0	0	2	9	11	0%	0%	18%	82%	100%
Internal assessment was	0	0	2	9	11	0%	0%	18%	82%	100%
How effect you think the internal assessment will have on your course grade?	0	1	0	10	11	0%	9%	0%	91%	100%
How often did the teacher provide feedback on your performance?	0	0	2	9	11	0%	0%	18%	82%	100%
Were your assignments discussed with you?	0	1	1	9	11	0%	9%	9%	82%	100%
Where you provided with a course contributory lecture too at the beginning	0	0	0	11	11	0%	0%	0%	100%	100%


PARENT FEEDBACK ANALYSIS REPORT 2019-2020 -Arts Faculty												
	5	4	3	2	1	Sum	5	4	3	2	1	Total
Whether the institute is better than other for your ward?	24	20	16	3	22	85	28%	24%	19%	4%	26%	100%
Facilities provided by college are adequate	30	15	15	4	21	85	35%	18%	18%	5%	25%	100%
Physical security of your ward in the campus	20	27	14	5	19	85	24%	32%	16%	6%	22%	100%
Co-operaion from the administrative staff	26	18	15	4	22	85	31%	21%	18%	5%	26%	100%
Direct communication with teaching staff & their co-operation	25	25	11	5	19	85	29%	29%	13%	6%	22%	100%
Upgradatin of soft & hard skill in your ward	23	22	17	1	22	85	27%	26%	20%	1%	26%	100%
Overall improvement of your ward	27	20	11	3	24	85	32%	24%	13%	4%	28%	100%
Usefulness of syllabus in the employment & Entrepreneurship	25	19	18	3	20	85	29%	22%	21%	4%	24%	100%
Role of syllabus in the personality development	25	21	17	2	20	85	29%	25%	20%	2%	24%	100%
Use of syllabus in global competency and ICT	23	20	17	4	21	85	27%	24%	20%	5%	25%	100%
Use of syllabus for admission in PG course and its use while learning P.G. course	29	18	15	2	21	85	34%	21%	18%	2%	25%	100%
Does the syllabus add values to nationality	26	24	9	4	22	85	31%	28%	11%	5%	26%	100%
Does the syllabus add values to Social responsibility?	25	21	15	3	21	85	29%	25%	18%	4%	25%	100%
Does the syllabus add values to Environment awareness?	26	22	13	3	21	85	31%	26%	15%	4%	25%	100%
Does the syllabus add values to Eradication of superstition?	28	20	9	3	25	85	33%	24%	11%	4%	29%	100%
Does the syllabus add values to Social Justice?	22	22	13	6	22	85	26%	26%	15%	7%	26%	100%

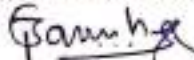
Usefulness of syllabus in the skill development & development of research attitude	28	20	13	3	21	85	33%	24%	15%	4%	25%	100%
Learning value (in terms of skills, concepts, knowledge, analytical abilities, or broad	26	22	11	6	20	85	31%	26%	13%	7%	24%	100%
Applicability/relevance to real life situations	28	17	14	3	23	85	33%	20%	16%	4%	27%	100%
Depth of the course content	30	18	11	5	21	85	35%	21%	13%	6%	25%	100%
Extent of coverage of course	26	17	14	3	25	85	31%	20%	16%	4%	29%	100%
Extent of effort required by students	22	27	11	4	21	85	26%	32%	13%	5%	25%	100%
Relevance/learning value of project/ report	28	20	13	2	22	85	33%	24%	15%	2%	26%	100%
Overall rating of Syllabus	27	18	17	2	21	85	32%	21%	20%	2%	25%	100%

Suggestions-


Feedback Committee


I/C Principal Dr. Bhandare S. J. 

IQAC Coordinator Mr. Kharatmol R. M. 

Mr. Bhujabal G. R. 

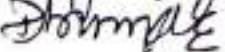
Dr. Pol H.R.

Dr. Bhosale S. R. 

Dr. Mohalkar S.M. 

Department of History

Mr. Nikam V. T. 

Dr. Dhumal G. D. 

Raja Shripatrao Bhagwantrao Mahavidyalaya Aundh
Department of Marathi Feedback Report

STUDENT FEEDBACK ANALYSIS REPORT 2019-2020

	5	4	3	2	1	Sum	5	4	3	2	1	Total
Usefulness of syllabus in the employment & Entrepreneurship	0	0	0	2	1	3	0%	0%	0%	67%	33%	100%
Role of syllabus in the personality development	1	0	0	1	1	3	33%	0%	0%	33%	33%	100%
Use of syllabus in global competency and ICT	0	1	0	0	2	3	0%	33%	0%	0%	67%	100%
Use of syllabus for admission in PG course and its use while learning P.G. course	1	0	0	0	2	3	33%	0%	0%	0%	67%	100%
Does the syllabus add values to nationality	0	1	0	0	2	3	0%	33%	0%	0%	67%	100%
Does the syllabus add values to Social responsibility?	1	0	0	1	1	3	33%	0%	0%	33%	33%	100%
Does the syllabus add values to Environment awareness?	0	1	0	1	1	3	0%	33%	0%	33%	33%	100%
Does the syllabus add values to Eradication of superstition?	1	0	0	1	1	3	33%	0%	0%	33%	33%	100%
Does the syllabus add values to Social Justice?	1	0	0	1	1	3	33%	0%	0%	33%	33%	100%
Usefulness of syllabus in the skill development & development of research attitude am	1	0	0	1	1	3	33%	0%	0%	33%	33%	100%
Learning value (in terms of skills, concepts, knowledge, analytical abilities, or broadeni	1	0	1	0	1	3	33%	0%	33%	0%	33%	100%
Applicability/relevance to real life situations	0	1	0	1	1	3	0%	33%	0%	33%	33%	100%
Depth of the course content	0	1	0	1	1	3	0%	33%	0%	33%	33%	100%
Extent of coverage of course	0	1	0	1	1	3	0%	33%	0%	33%	33%	100%
Extent of effort required by students	1	0	0	1	1	3	33%	0%	0%	33%	33%	100%
Relevance/learning value of project/ report	0	1	0	1	1	3	0%	33%	0%	33%	33%	100%
Overall rating of Syllabus	1	0	0	1	1	3	33%	0%	0%	33%	33%	100%

Suggestions-

TEACHERS FEEDBACK ANALYSIS REPORT 2019-2020

	5	4	3	2	1	Sum	5	4	3	2	1	Total
Syllabus is adequate to the course	1	0	0	0	1	2	50%	0%	0%	0%	50%	100%
Learning values of syllabus (in terms of skills, concepts, analytical abilities, etc...)	1	0	0	1	0	2	50%	0%	0%	50%	0%	100%
Applicability/Relevance to real life situation	1	0	0	0	1	2	50%	0%	0%	0%	50%	100%
Employability of the program	1	0	0	1	0	2	50%	0%	0%	50%	0%	100%
Course content is followed by corresponding reference materials	1	0	0	1	0	2	50%	0%	0%	50%	0%	100%
Sufficient number of prescribed books are available in the Library	1	0	0	1	0	2	50%	0%	0%	50%	0%	100%

Infrastructural facilities	1	0	0	1	0	2	50%	0%	0%	50%	0%	100%
Sufficient time is available to conduct examination for coverage of all units in the syllab	1	0	0	1	0	2	50%	0%	0%	50%	0%	100%
Freedom to adopt new techniques of teaching	1	0	0	1	0	2	50%	0%	0%	50%	0%	100%
Freedom to adopt/adapt new techniques/strategies of testing and assessment of students	1	0	0	1	0	2	50%	0%	0%	50%	0%	100%
The environment in the college is conducive to teaching and research	1	0	0	1	0	2	50%	0%	0%	50%	0%	100%
The administration is teacher friendly	1	0	0	1	0	2	50%	0%	0%	50%	0%	100%

Suggestions-

Alumni's Feedback Analysis Report 2019-2020													
	5	4	3	2	1	Sum							
	5	4	3	2	1	Sum	5	4	3	2	1	Total	
curriculum	28	1	2	7	9	47	60%	2%	4%	15%	19%	100%	
standard_of_teaching	31	0	2	3	11	47	66%	0%	4%	6%	23%	100%	
system_of_examination	34	0	1	5	7	47	72%	0%	2%	11%	15%	100%	
shift_media	30	0	3	5	9	47	64%	0%	6%	11%	19%	100%	
provision	29	0	4	7	7	47	62%	0%	9%	15%	15%	100%	
softskill	31	0	3	8	5	47	66%	0%	6%	17%	11%	100%	
remedial_classes	28	0	5	8	6	47	60%	0%	11%	17%	13%	100%	
activities	30	1	2	7	7	47	64%	2%	4%	15%	15%	100%	
library	32	1	2	4	8	47	68%	2%	4%	9%	17%	100%	
hostel	0	0	0	0	0	0	0%	0%	0%	0%	0%	0%	
mobility	32	0	6	5	4	47	68%	0%	13%	11%	9%	100%	
payment	31	0	3	5	8	47	66%	0%	6%	11%	17%	100%	
facility	32	2	1	6	6	47	68%	4%	2%	13%	13%	100%	
anti_ragging	34	2	2	4	5	47	72%	4%	4%	9%	11%	100%	
harassment	34	1	1	4	7	47	72%	2%	2%	9%	15%	100%	
stud_feedback	34	0	2	4	7	47	72%	0%	4%	9%	15%	100%	
class_improvement	34	2	0	5	6	47	72%	4%	0%	11%	13%	100%	
courses	34	1	1	6	5	47	72%	2%	2%	13%	11%	100%	
campus	33	0	2	5	7	47	70%	0%	4%	11%	15%	100%	

remedial_coaching	30	1	1	10	5	47	64%	2%	2%	21%	11%	100%
Usefulness of syllabus in the employment & Entrepreneurship	7	5	9	6	20	47	15%	11%	19%	13%	43%	100%
Role of syllabus in the personality development	7	7	11	6	16	47	15%	15%	23%	13%	34%	100%
Use of syllabus in global competency and ICT	7	8	10	3	19	47	15%	17%	21%	6%	40%	100%
Use of syllabus for admission in PG course and its use while learning P.G. course	7	11	6	3	20	47	15%	23%	13%	6%	43%	100%
Does the syllabus add values to nationality	6	7	13	3	18	47	13%	15%	28%	6%	38%	100%
Does the syllabus add values to Social responsibility?	7	8	8	4	20	47	15%	17%	17%	9%	43%	100%
Does the syllabus add values to Environment awareness?	11	6	9	1	20	47	23%	13%	19%	2%	43%	100%
Does the syllabus add values to Eradication of superstition?	6	6	13	0	22	47	13%	13%	28%	0%	47%	100%
Does the syllabus add values to Social Justice?	7	7	10	3	20	47	15%	15%	21%	6%	43%	100%
Usefulness of syllabus in the skill development & development of research attitude and	12	7	6	3	19	47	26%	15%	13%	6%	40%	100%
Learning value (in terms of skills, concepts, knowledge, analytical abilities, or broadeni	12	7	6	1	21	47	26%	15%	13%	2%	45%	100%
Applicability/relevance to real life situations	7	9	9	3	19	47	15%	19%	19%	6%	40%	100%
Depth of the course content	5	15	5	2	20	47	11%	32%	11%	4%	43%	100%
Extent of coverage of course	10	8	8	1	20	47	21%	17%	17%	2%	43%	100%
Extent of effort required by students	8	7	8	2	22	47	17%	15%	17%	4%	47%	100%
Relevance/learning value of project/ report	5	11	7	4	20	47	11%	23%	15%	9%	43%	100%
Overall rating of Syllabus	8	8	7	3	21	47	17%	17%	15%	6%	45%	100%

STUDENT PROGRAMME FEEDBACK ANALYSIS REPORT 2019-2020

	4	3	2	1	Sum	4	3	2	1	Total
The syllabus of each course was	0	0	0	3	3	0%	0%	0%	100%	100%
Background for benefitting from the Course was	0	0	2	1	3	0%	0%	67%	33%	100%
Was the course easy or difficult to understand?	0	0	1	2	3	0%	0%	33%	67%	100%
How much of the syllabus was covered in the class?	0	0	1	2	3	0%	0%	33%	67%	100%
What is your opinion about the library material & facilities for the course?	0	0	2	1	3	0%	0%	67%	33%	100%
To what extent were you able to get material for the prescribed readings	0	0	1	2	3	0%	0%	33%	67%	100%
How well did the teacher prepare for the classes?	0	0	1	2	3	0%	0%	33%	67%	100%
How well was the teacher able to communicate?	0	0	0	3	3	0%	0%	0%	100%	100%
How far the teacher encourages student participation in class?	0	0	1	2	3	0%	0%	33%	67%	100%

If yes, which of the following methods were used?	0	0	1	2	3	0%	0%	33%	67%	100%
How helpful was the teacher in advising?	0	0	0	3	3	0%	0%	0%	100%	100%
The teachers approach can best be described as	0	0	0	3	3	0%	0%	0%	100%	100%
Internal assessment was	0	0	1	2	3	0%	0%	33%	67%	100%
How effect you think the internal assessment will have on your course grade?	0	0	1	2	3	0%	0%	33%	67%	100%
How often did the teacher provide feedback on your performance?	0	0	1	2	3	0%	0%	33%	67%	100%
Were your assignments discussed with you?	0	0	0	3	3	0%	0%	0%	100%	100%
Where you provided with a course contributory lecture too at the beginning	0	0	0	3	3	0%	0%	0%	100%	100%

Suggestions-

PARENT FEEDBACK ANALYSIS REPORT 2019-2020 - Arts Faculty												
	5	4	3	2	1	Sum	5	4	3	2	1	Total
Whether the institute is better than other for your ward?	24	20	16	3	22	85	28%	24%	19%	4%	26%	100%
Facilities provided by college are adequate	30	15	15	4	21	85	35%	18%	18%	5%	25%	100%
Physical security of your ward in the campus	20	27	14	5	19	85	24%	32%	16%	6%	22%	100%
Co-operaion from the administrative staff	26	18	15	4	22	85	31%	21%	18%	5%	26%	100%
Direct communication with teaching staff & their co-operation	25	25	11	5	19	85	29%	29%	13%	6%	22%	100%
Upgradatin of soft & hard skill in your ward	23	22	17	1	22	85	27%	26%	20%	1%	26%	100%
Overall improvement of your ward	27	20	11	3	24	85	32%	24%	13%	4%	28%	100%
Usefulness of syllabus in the employment & Entrepreneurship	25	19	18	3	20	85	29%	22%	21%	4%	24%	100%
Role of syllabus in the personality development	25	21	17	2	20	85	29%	25%	20%	2%	24%	100%
Use of syllabus in global competency and ICT	23	20	17	4	21	85	27%	24%	20%	5%	25%	100%
Use of syllabus for admission in PG course and its use while learning P.G. course	29	18	15	2	21	85	34%	21%	18%	2%	25%	100%
Does the syllabus add values to nationality	26	24	9	4	22	85	31%	28%	11%	5%	26%	100%
Does the syllabus add values to Social responsibility?	25	21	15	3	21	85	29%	25%	18%	4%	25%	100%
Does the syllabus add values to Environment awareness?	26	22	13	3	21	85	31%	26%	15%	4%	25%	100%
Does the syllabus add values to Eradication of superstition?	28	20	9	3	25	85	33%	24%	11%	4%	29%	100%
Does the syllabus add values to Social Justice?	22	22	13	6	22	85	26%	26%	15%	7%	26%	100%
Usefulness of syllabus in the skill development & development of research attitude am	28	20	13	3	21	85	33%	24%	15%	4%	25%	100%

Learning value (in terms of skills, concepts, knowledge, analytical abilities, or broadening)	26	22	11	6	20	85	31%	26%	13%	7%	24%	100%
Applicability/relevance to real life situations	28	17	14	3	23	85	33%	20%	16%	4%	27%	100%
Depth of the course content	30	18	11	5	21	85	35%	21%	13%	6%	25%	100%
Extent of coverage of course	26	17	14	3	25	85	31%	20%	16%	4%	29%	100%
Extent of effort required by students	22	27	11	4	21	85	26%	32%	13%	5%	25%	100%
Relevance/learning value of project/ report	28	20	13	2	22	85	33%	24%	15%	2%	26%	100%
Overall rating of Syllabus	27	18	17	2	21	85	32%	21%	20%	2%	25%	100%

Feedback Committee

I/C Principal Dr. Bhandare S. J.

IQAC Coordinator Mr. Kharatmol R. M.

Mr. Bhujabal G. R.

Dr. Pol H.R.

Dr. Bhosale S. R.

Dr. Mohalkar S.M.

Department of Marathi

Dr. Kamble A. Y.

Dr. Pol H. R.

Raja Shripatrao Bhagwantrao Mahavidyalaya Aundh
Department of Mathematices Feedback Report

STUDENT FEEDBACK ANALYSIS REPORT 2019-2020

	5	4	3	2	1	Sum	5	4	3	2	1	Total
Usefulness of syllabus in the employment & Entrepreneurship	2	0	6	3	0	11	18%	0%	55%	27%	0%	100%
Role of syllabus in the personality development	1	1	5	4	0	11	9%	9%	45%	36%	0%	100%
Use of syllabus in global competency and ICT	1	2	5	3	0	11	9%	18%	45%	27%	0%	100%
Use of syllabus for admission in PG course and its use while learning P.G. course	1	2	5	3	0	11	9%	18%	45%	27%	0%	100%
Does the syllabus add values to nationality	2	1	6	2	0	11	18%	9%	55%	18%	0%	100%
Does the syllabus add values to Social responsibility?	1	1	5	4	0	11	9%	9%	45%	36%	0%	100%
Does the syllabus add values to Environment awareness?	2	1	6	2	0	11	18%	9%	55%	18%	0%	100%
Does the syllabus add values to Eradication of superstition?	1	0	6	3	1	11	9%	0%	55%	27%	9%	100%
Does the syllabus add values to Social Justice?	2	1	5	3	0	11	18%	9%	45%	27%	0%	100%
Usefulness of syllabus in the skill development & development of research attitude	1	2	6	2	0	11	9%	18%	55%	18%	0%	100%
Learning value (in terms of skills, concepts, knowledge, analytical abilities, or broad	1	2	5	3	0	11	9%	18%	45%	27%	0%	100%
Applicability/relevance to real life situations	2	0	6	3	0	11	18%	0%	55%	27%	0%	100%
Depth of the course content	1	3	5	2	0	11	9%	27%	45%	18%	0%	100%
Extent of coverage of course	2	0	5	4	0	11	18%	0%	45%	36%	0%	100%
Extent of effort required by students	1	1	6	3	0	11	9%	9%	55%	27%	0%	100%
Relevance/learning value of project/ report	2	1	4	4	0	11	18%	9%	36%	36%	0%	100%
Overall rating of Syllabus	2	2	4	3	0	11	18%	18%	36%	27%	0%	100%

Suggestions-

TEACHERS FEEDBACK ANALYSIS REPORT 2019-2020

	5	4	3	2	1	Sum	5	4	3	2	1	Total
Syllabus is adequate to the course	0	0	0	1	0	1	0%	0%	0%	100%	0%	100%
Learning values of syllabus (in terms of skills, concepts, analytical abilities, etc...)	0	0	0	1	0	1	0%	0%	0%	100%	0%	100%
Applicability/Relevance to real life situation	0	0	0	1	0	1	0%	0%	0%	100%	0%	100%
Employability of the program	0	0	0	1	0	1	0%	0%	0%	100%	0%	100%
Course content is followed by corresponding reference materials	0	0	1	0	0	1	0%	0%	100%	0%	0%	100%
Sufficient number of prescribed books are available in the Library	0	0	0	0	1	1	0%	0%	0%	0%	100%	100%

Infrastructural facilities	0	0	0	1	0	1	0%	0%	0%	100%	0%	100%
Sufficient time is available to conduct examination for coverage of all units in the sy	0	0	0	0	1	1	0%	0%	0%	0%	100%	100%
Freedom to adopt new techniques of teaching	1	0	0	0	0	1	100%	0%	0%	0%	0%	100%
Freedom to adopt/adapt new techniques/strategies of testing and assessment of stud	0	1	0	0	0	1	0%	100%	0%	0%	0%	100%
The environment in the college is conducive to teaching and research	0	0	0	1	0	1	0%	0%	0%	100%	0%	100%
The administration is teacher friendly	0	0	0	1	0	1	0%	0%	0%	100%	0%	100%

Suggestions-

Syllabus is not convenient for common students. It does not reflect applications in real life.

It is not scoring. Students have to remain serious from start to end.

No other topics are included in whole syllabus of both the semester so students going to next year would have to face difficulties.

Alumni's Feedback Analysis Report 2019-2020												
	5	4	3	2	1	Sum						
	5	4	3	2	1	Total						
curriculum	28	1	2	7	9	47	60%	2%	4%	15%	19%	100%
standard_of_teaching	31	0	2	3	11	47	66%	0%	4%	6%	23%	100%
system_of_examination	34	0	1	5	7	47	72%	0%	2%	11%	15%	100%
shift_media	30	0	3	5	9	47	64%	0%	6%	11%	19%	100%
provision	29	0	4	7	7	47	62%	0%	9%	15%	15%	100%
softskill	31	0	3	8	5	47	66%	0%	6%	17%	11%	100%
remedial_classes	28	0	5	8	6	47	60%	0%	11%	17%	13%	100%
activities	30	1	2	7	7	47	64%	2%	4%	15%	15%	100%
library	32	1	2	4	8	47	68%	2%	4%	9%	17%	100%
hostel	0	0	0	0	0	0	0%	0%	0%	0%	0%	0%
mobility	32	0	6	5	4	47	68%	0%	13%	11%	9%	100%
payment	31	0	3	5	8	47	66%	0%	6%	11%	17%	100%
facility	32	2	1	6	6	47	68%	4%	2%	13%	13%	100%
anti_ragging	34	2	2	4	5	47	72%	4%	4%	9%	11%	100%
harassment	34	1	1	4	7	47	72%	2%	2%	9%	15%	100%
stud_feedback	34	0	2	4	7	47	72%	0%	4%	9%	15%	100%

class_improvement	34	2	0	5	6	47	72%	4%	0%	11%	13%	100%
courses	34	1	1	6	5	47	72%	2%	2%	13%	11%	100%
campus	33	0	2	5	7	47	70%	0%	4%	11%	15%	100%
remedial_coaching	30	1	1	10	5	47	64%	2%	2%	21%	11%	100%
Usefulness of syllabus in the employment & Entrepreneurship	7	5	9	6	20	47	15%	11%	19%	13%	43%	100%
Role of syllabus in the personality development	7	7	11	6	16	47	15%	15%	23%	13%	34%	100%
Use of syllabus in global competency and ICT	7	8	10	3	19	47	15%	17%	21%	6%	40%	100%
Use of syllabus for admission in PG course and its use while learning P.G. course	7	11	6	3	20	47	15%	23%	13%	6%	43%	100%
Does the syllabus add values to nationality	6	7	13	3	18	47	13%	15%	28%	6%	38%	100%
Does the syllabus add values to Social responsibility?	7	8	8	4	20	47	15%	17%	17%	9%	43%	100%
Does the syllabus add values to Environment awareness?	11	6	9	1	20	47	23%	13%	19%	2%	43%	100%
Does the syllabus add values to Eradication of superstition?	6	6	13	0	22	47	13%	13%	28%	0%	47%	100%
Does the syllabus add values to Social Justice?	7	7	10	3	20	47	15%	15%	21%	6%	43%	100%
Usefulness of syllabus in the skill development & development of research attitude	12	7	6	3	19	47	26%	15%	13%	6%	40%	100%
Learning value (in terms of skills, concepts, knowledge, analytical abilities, or broad	12	7	6	1	21	47	26%	15%	13%	2%	45%	100%
Applicability/relevance to real life situations	7	9	9	3	19	47	15%	19%	19%	6%	40%	100%
Depth of the course content	5	15	5	2	20	47	11%	32%	11%	4%	43%	100%
Extent of coverage of course	10	8	8	1	20	47	21%	17%	17%	2%	43%	100%
Extent of effort required by students	8	7	8	2	22	47	17%	15%	17%	4%	47%	100%
Relevance/learning value of project/ report	5	11	7	4	20	47	11%	23%	15%	9%	43%	100%
Overall rating of Syllabus	8	8	7	3	21	47	17%	17%	15%	6%	45%	100%

STUDENT PROGRAMME FEEDBACK ANALYSIS REPORT 2019-2020

	4	3	2	1	Sum	4	3	2	1	Total
The syllabus of each course was	0	0	0	2	2	0%	0%	0%	100%	100%
Background for benefitting from the Course was	0	0	0	2	2	0%	0%	0%	100%	100%
Was the course easy or difficult to understand?	0	0	0	2	2	0%	0%	0%	100%	100%
How much of the syllabus was covered in the class?	0	0	0	2	2	0%	0%	0%	100%	100%
What is your opinion about the library material & facilities for the course?	0	0	0	2	2	0%	0%	0%	100%	100%
To what extent were you able to get material for the prescribed readings	0	0	0	2	2	0%	0%	0%	100%	100%

How well did the teacher prepare for the classes?	0	0	0	2	2	0%	0%	0%	100%	100%
How well was the teacher able to communicate?	0	0	0	2	2	0%	0%	0%	100%	100%
How far the teacher encourages student participation in class?	0	0	0	2	2	0%	0%	0%	100%	100%
If yes, which of the following methods were used?	0	0	0	2	2	0%	0%	0%	100%	100%
How helpful was the teacher in advising?	0	0	0	2	2	0%	0%	0%	100%	100%
The teachers approach can best be described as	0	0	0	2	2	0%	0%	0%	100%	100%
Internal assessment was	0	0	0	2	2	0%	0%	0%	100%	100%
How effect you think the internal assessment will have on your course grade?	0	0	0	2	2	0%	0%	0%	100%	100%
How often did the teacher provide feedback on your performance?	0	0	0	2	2	0%	0%	0%	100%	100%
Were your assignments discussed with you?	0	0	0	2	2	0%	0%	0%	100%	100%
Where you provided with a course contributory lecture too at the beginning	0	0	0	2	2	0%	0%	0%	100%	100%

Suggestions-


PARENT FEEDBACK ANALYSIS REPORT 2019-2020 - Science Faculty												
	5	4	3	2	1	Sum	5	4	3	2	1	Total
Whether the institute is better than other for your ward?	57	45	76	16	35	229	25%	20%	33%	7%	15%	100%
Facilities provided by college are adequate	62	49	67	17	34	229	27%	21%	29%	7%	15%	100%
Physical security of your ward in the campus	62	58	56	16	37	229	27%	25%	24%	7%	16%	100%
Co-operaion from the administrative staff	71	42	67	13	36	229	31%	18%	29%	6%	16%	100%
Direct communication with teaching staff & their co-operation	70	64	47	11	37	229	31%	28%	21%	5%	16%	100%
Upgradatin of soft & hard skill in your ward	51	67	56	14	41	229	22%	29%	24%	6%	18%	100%
Overall improvement of your ward	60	61	53	12	43	229	26%	27%	23%	5%	19%	100%
Usefulness of syllabus in the employment & Entrepreneurship	62	49	54	19	45	229	27%	21%	24%	8%	20%	100%
Role of syllabus in the personality development	70	55	55	12	37	229	31%	24%	24%	5%	16%	100%
Use of syllabus in global competency and ICT	62	53	52	23	39	229	27%	23%	23%	10%	17%	100%
Use of syllabus for admission in PG course and its use while learning P.G. course	64	51	54	19	41	229	28%	22%	24%	8%	18%	100%
Does the syllabus add values to nationality	54	62	49	15	49	229	24%	27%	21%	7%	21%	100%
Does the syllabus add values to Social responsibility?	62	55	56	16	40	229	27%	24%	24%	7%	17%	100%
Does the syllabus add values to Environment awareness?	65	57	53	15	39	229	28%	25%	23%	7%	17%	100%
Does the syllabus add values to Eradication of superstition?	56	55	58	14	46	229	24%	24%	25%	6%	20%	100%
Does the syllabus add values to Social Justice?	62	51	55	17	44	229	27%	22%	24%	7%	19%	100%

Usefulness of syllabus in the skill development & development of research attitude	59	55	56	18	41	229	26%	24%	24%	8%	18%	100%
Learning value (in terms of skills, concepts, knowledge, analytical abilities, or broad	63	53	55	19	39	229	28%	23%	24%	8%	17%	100%
Applicability/relevance to real life situations	55	57	54	18	45	229	24%	25%	24%	8%	20%	100%
Depth of the course content	61	52	58	18	40	229	27%	23%	25%	8%	17%	100%
Extent of coverage of course	63	50	61	14	41	229	28%	22%	27%	6%	18%	100%
Extent of effort required by students	57	58	57	18	39	229	25%	25%	25%	8%	17%	100%
Relevance/learning value of project/ report	54	70	54	10	41	229	24%	31%	24%	4%	18%	100%
Overall rating of Syllabus	54	58	62	11	44	229	24%	25%	27%	5%	19%	100%

Suggestions-

Feedback Committee

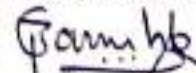
I/C Principal Dr. Bhandare S. J.



IQAC Coordinator Mr. Kharatmol R. M.



Mr. Bhujabal G. R.



Dr. Pol H.R.

Dr. Bhosale S. R.

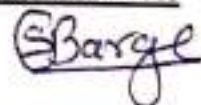


Dr. Mohalkar S.M.



Department of Mathematices

Barge S G



Raja Shripatrao Bhagwantrao Mahavidyalaya Aundh
Department of Physics Feedback Report

STUDENT FEEDBACK ANALYSIS REPORT 2019-2020

	5	4	3	2	1	Sum	5	4	3	2	1	Total
Usefulness of syllabus in the employment & Entrepreneurship	19	12	7	0	4	42	45%	29%	17%	0%	10%	100%
Role of syllabus in the personality development	18	16	4	0	4	42	43%	38%	10%	0%	10%	100%
Use of syllabus in global competency and ICT	22	14	3	0	3	42	52%	33%	7%	0%	7%	100%
Use of syllabus for admission in PG course and its use while learning P.G. course	23	8	8	0	3	42	55%	19%	19%	0%	7%	100%
Does the syllabus add values to nationality	20	13	5	0	4	42	48%	31%	12%	0%	10%	100%
Does the syllabus add values to Social responsibility?	24	11	2	1	4	42	57%	26%	5%	2%	10%	100%
Does the syllabus add values to Environment awareness?	22	11	4	0	5	42	52%	26%	10%	0%	12%	100%
Does the syllabus add values to Eradication of superstition?	19	12	6	0	5	42	45%	29%	14%	0%	12%	100%
Does the syllabus add values to Social Justice?	23	9	6	0	4	42	55%	21%	14%	0%	10%	100%
Usefulness of syllabus in the skill development & development of research attitude	24	10	2	1	5	42	57%	24%	5%	2%	12%	100%
Learning value (in terms of skills, concepts, knowledge, analytical abilities, or both)	24	7	6	0	5	42	57%	17%	14%	0%	12%	100%
Applicability/relevance to real life situations	21	12	6	0	3	42	50%	29%	14%	0%	7%	100%
Depth of the course content	20	9	5	3	5	42	48%	21%	12%	7%	12%	100%
Extent of coverage of course	21	12	3	0	6	42	50%	29%	7%	0%	14%	100%
Extent of effort required by students	20	13	5	1	3	42	48%	31%	12%	2%	7%	100%
Relevance/learning value of project/ report	20	11	7	0	4	42	48%	26%	17%	0%	10%	100%
Overall rating of Syllabus	22	12	4	1	3	42	52%	29%	10%	2%	7%	100%

Suggestions-

TEACHERS FEEDBACK ANALYSIS REPORT 2019-2020

	5	4	3	2	1	Sum	5	4	3	2	1	Total
Syllabus is adequate to the course	0	1	1	0	0	2	0%	50%	50%	0%	0%	100%
Learning values of syllabus (in terms of skills, concepts, analytical abilities, etc)	0	1	1	0	0	2	0%	50%	50%	0%	0%	100%
Applicability/Relevance to real life situation	0	1	0	1	0	2	0%	50%	0%	50%	0%	100%
Employability of the program	0	1	1	0	0	2	0%	50%	50%	0%	0%	100%
Course content is followed by corresponding reference materials	1	0	1	0	0	2	50%	0%	50%	0%	0%	100%
Sufficient number of prescribed books are available in the Library	1	1	0	0	0	2	50%	50%	0%	0%	0%	100%

Infrastructural facilities	1	1	0	0	0	2	50%	50%	0%	0%	0%	100%
Sufficient time is available to conduct examination for coverage of all units in t	1	1	0	0	0	2	50%	50%	0%	0%	0%	100%
Freedom to adopt new techniques of teaching	0	2	0	0	0	2	0%	100%	0%	0%	0%	100%
Freedom to adopt/adapt new techniques/strategies of testing and assessment of	1	1	0	0	0	2	50%	50%	0%	0%	0%	100%
The environment in the college is conducive to teaching and research	0	2	0	0	0	2	0%	100%	0%	0%	0%	100%
The administration is teacher friendly	0	1	0	1	0	2	0%	50%	0%	50%	0%	100%

Suggestions-

Practical examination should be able to conduct as per semester.

Basic Electronic devices and circuits should be included in B. SC. III syllabus

Alumni's Feedback Analysis Report 2019-2020													
	5	4	3	2	1	Sum							
	5	4	3	2	1	Sum	5	4	3	2	1	Total	
curriculum	28	1	2	7	9	47	60%	2%	4%	15%	19%	100%	
standard_of_teaching	31	0	2	3	11	47	66%	0%	4%	6%	23%	100%	
system_of_examination	34	0	1	5	7	47	72%	0%	2%	11%	15%	100%	
shift_media	30	0	3	5	9	47	64%	0%	6%	11%	19%	100%	
provision	29	0	4	7	7	47	62%	0%	9%	15%	15%	100%	
softskill	31	0	3	8	5	47	66%	0%	6%	17%	11%	100%	
remedial_classes	28	0	5	8	6	47	60%	0%	11%	17%	13%	100%	
activities	30	1	2	7	7	47	64%	2%	4%	15%	15%	100%	
library	32	1	2	4	8	47	68%	2%	4%	9%	17%	100%	
hostel	0	0	0	0	0	0	0%	0%	0%	0%	0%	0%	
mobility	32	0	6	5	4	47	68%	0%	13%	11%	9%	100%	
payment	31	0	3	5	8	47	66%	0%	6%	11%	17%	100%	
facility	32	2	1	6	6	47	68%	4%	2%	13%	13%	100%	
anti_ragging	34	2	2	4	5	47	72%	4%	4%	9%	11%	100%	
harassment	34	1	1	4	7	47	72%	2%	2%	9%	15%	100%	
stud_feedback	34	0	2	4	7	47	72%	0%	4%	9%	15%	100%	

class_improvement	34	2	0	5	6	47	72%	4%	0%	11%	13%	100%
courses	34	1	1	6	5	47	72%	2%	2%	13%	11%	100%
campus	33	0	2	5	7	47	70%	0%	4%	11%	15%	100%
remedial_coaching	30	1	1	10	5	47	64%	2%	2%	21%	11%	100%
Usefulness of syllabus in the employment & Entrepreneurship	7	5	9	6	20	47	15%	11%	19%	13%	43%	100%
Role of syllabus in the personality development	7	7	11	6	16	47	15%	15%	23%	13%	34%	100%
Use of syllabus in global competency and ICT	7	8	10	3	19	47	15%	17%	21%	6%	40%	100%
Use of syllabus for admission in PG course and its use while learning P.G. course	7	11	6	3	20	47	15%	23%	13%	6%	43%	100%
Does the syllabus add values to nationality	6	7	13	3	18	47	13%	15%	28%	6%	38%	100%
Does the syllabus add values to Social responsibility?	7	8	8	4	20	47	15%	17%	17%	9%	43%	100%
Does the syllabus add values to Environment awareness?	11	6	9	1	20	47	23%	13%	19%	2%	43%	100%
Does the syllabus add values to Eradication of superstition?	6	6	13	0	22	47	13%	13%	28%	0%	47%	100%
Does the syllabus add values to Social Justice?	7	7	10	3	20	47	15%	15%	21%	6%	43%	100%
Usefulness of syllabus in the skill development & development of research attitude	12	7	6	3	19	47	26%	15%	13%	6%	40%	100%
Learning value (in terms of skills, concepts, knowledge, analytical abilities, or b	12	7	6	1	21	47	26%	15%	13%	2%	45%	100%
Applicability/relevance to real life situations	7	9	9	3	19	47	15%	19%	19%	6%	40%	100%
Depth of the course content	5	15	5	2	20	47	11%	32%	11%	4%	43%	100%
Extent of coverage of course	10	8	8	1	20	47	21%	17%	17%	2%	43%	100%
Extent of effort required by students	8	7	8	2	22	47	17%	15%	17%	4%	47%	100%
Relevance/learning value of project/ report	5	11	7	4	20	47	11%	23%	15%	9%	43%	100%
Overall rating of Syllabus	8	8	7	3	21	47	17%	17%	15%	6%	45%	100%

STUDENT PROGRAMME FEEDBACK ANALYSIS REPORT 2019-2020

	4	3	2	1	Sum	4	3	2	1	Total
The syllabus of each course was	0	1	0	8	9	0%	11%	0%	89%	100%
Background for benefitting from the Course was	0	0	1	8	9	0%	0%	11%	89%	100%
Was the course easy or difficult to understand?	0	0	0	9	9	0%	0%	0%	100%	100%
How much of the syllabus was covered in the class?	0	0	0	9	9	0%	0%	0%	100%	100%
What is your opinion about the library material & facilities for the course?	0	0	1	8	9	0%	0%	11%	89%	100%

To what extent were you able to get material for the prescribed readings	0	0	0	9	9	0%	0%	0%	100%	100%
How well did the teacher prepare for the classes?	0	1	0	8	9	0%	11%	0%	89%	100%
How well was the teacher able to communicate?	0	1	0	8	9	0%	11%	0%	89%	100%
How far the teacher encourages student participation in class?	1	0	0	8	9	11%	0%	0%	89%	100%
If yes, which of the following methods were used?	0	0	1	8	9	0%	0%	11%	89%	100%
How helpful was the teacher in advising?	0	0	0	9	9	0%	0%	0%	100%	100%
The teachers approach can best be described as	0	0	0	9	9	0%	0%	0%	100%	100%
Internal assessment was	0	0	0	9	9	0%	0%	0%	100%	100%
How effect you think the internal assessment will have on your course grade?	0	0	0	9	9	0%	0%	0%	100%	100%
How often did the teacher provide feedback on your performance?	1	0	0	8	9	11%	0%	0%	89%	100%
Were your assignments discussed with you?	0	0	1	8	9	0%	0%	11%	89%	100%
Where you provided with a course contributory lecture too at the beginning	0	0	0	9	9	0%	0%	0%	100%	100%

Suggestions-

PARENT FEEDBACK ANALYSIS REPORT 2019-2020 - Science Faculty												
	5	4	3	2	1	Sum	5	4	3	2	1	Total
Whether the institute is better than other for your ward?	57	45	76	16	35	229	25%	20%	33%	7%	15%	100%
Facilities provided by college are adequate	62	49	67	17	34	229	27%	21%	29%	7%	15%	100%
Physical security of your ward in the campus	62	58	56	16	37	229	27%	25%	24%	7%	16%	100%
Co-operaion from the administrative staff	71	42	67	13	36	229	31%	18%	29%	6%	16%	100%
Direct communication with teaching staff & their co-operation	70	64	47	11	37	229	31%	28%	21%	5%	16%	100%
Upgradatin of soft & hard skill in your ward	51	67	56	14	41	229	22%	29%	24%	6%	18%	100%
Overall improvement of your ward	60	61	53	12	43	229	26%	27%	23%	5%	19%	100%
Usefulness of syllabus in the employment & Entrepreneurship	62	49	54	19	45	229	27%	21%	24%	8%	20%	100%
Role of syllabus in the personality development	70	55	55	12	37	229	31%	24%	24%	5%	16%	100%
Use of syllabus in global competency and ICT	62	53	52	23	39	229	27%	23%	23%	10%	17%	100%
Use of syllabus for admission in PG course and its use while learning P.G. cours	64	51	54	19	41	229	28%	22%	24%	8%	18%	100%
Does the syllabus add values to nationality	54	62	49	15	49	229	24%	27%	21%	7%	21%	100%
Does the syllabus add values to Social responsibility?	62	55	56	16	40	229	27%	24%	24%	7%	17%	100%

Does the syllabus add values to Environment awareness?	65	57	53	15	39	229	28%	25%	23%	7%	17%	100%
Does the syllabus add values to Eradication of superstition?	56	55	58	14	46	229	24%	24%	25%	6%	20%	100%
Does the syllabus add values to Social Justice?	62	51	55	17	44	229	27%	22%	24%	7%	19%	100%
Usefulness of syllabus in the skill development & development of research att	59	55	56	18	41	229	26%	24%	24%	8%	18%	100%
Learning value (in terms of skills, concepts, knowledge, analytical abilities, or l	63	53	55	19	39	229	28%	23%	24%	8%	17%	100%
Applicability/relevance to real life situations	55	57	54	18	45	229	24%	25%	24%	8%	20%	100%
Depth of the course content	61	52	58	18	40	229	27%	23%	25%	8%	17%	100%
Extent of coverage of course	63	50	61	14	41	229	28%	22%	27%	6%	18%	100%
Extent of effort required by students	57	58	57	18	39	229	25%	25%	25%	8%	17%	100%
Relevance/learning value of project/ report	54	70	54	10	41	229	24%	31%	24%	4%	18%	100%
Overall rating of Syllabus	54	58	62	11	44	229	24%	25%	27%	5%	19%	100%

Feedback Committee

I/C Principal Dr. Bhandare S. J.

IQAC Coordinator Mr. Kharatmol R. M.

Mr. Bhujabal G. R.

Dr. Pol H.R.

Dr. Bhosale S. R.

Dr. Mohalkar S.M.

Department of Physics

Mr. Kokale R G

Mr Nanavare J G

Raja Shripatrao Bhagwantrao Mahavidyalaya Aundh
Department of Political Sciences Feedback Report

STUDENT FEEDBACK ANALYSIS REPORT 2019-2020

	5	4	3	2	1	Sum	5	4	3	2	1	Total
Usefulness of syllabus in the employment & Entrepreneurship	2	2	3	2	5	14	14%	14%	21%	14%	36%	100%
Role of syllabus in the personality development	0	5	4	1	4	14	0%	36%	29%	7%	29%	100%
Use of syllabus in global competency and ICT	0	0	6	5	3	14	0%	0%	43%	36%	21%	100%
Use of syllabus for admission in PG course and its use while learning P.G. course	1	1	6	2	4	14	7%	7%	43%	14%	29%	100%
Does the syllabus add values to nationality	2	2	5	2	3	14	14%	14%	36%	14%	21%	100%
Does the syllabus add values to Social responsibility?	3	1	4	1	5	14	21%	7%	29%	7%	36%	100%
Does the syllabus add values to Environment awareness?	3	2	3	2	4	14	21%	14%	21%	14%	29%	100%
Does the syllabus add values to Eradication of superstition?	0	3	6	0	5	14	0%	21%	43%	0%	36%	100%
Does the syllabus add values to Social Justice?	0	5	1	5	3	14	0%	36%	7%	36%	21%	100%
Usefulness of syllabus in the skill development & development of research aptitude	2	0	7	2	3	14	14%	0%	50%	14%	21%	100%
Learning value (in terms of skills, concepts, knowledge, analytical abilities, or	1	4	3	2	4	14	7%	29%	21%	14%	29%	100%
Applicability/relevance to real life situations	3	3	4	0	4	14	21%	21%	29%	0%	29%	100%
Depth of the course content	0	3	4	3	4	14	0%	21%	29%	21%	29%	100%
Extent of coverage of course	0	2	5	0	7	14	0%	14%	36%	0%	50%	100%
Extent of effort required by students	2	1	3	1	7	14	14%	7%	21%	7%	50%	100%
Relevance/learning value of project/ report	1	2	5	1	5	14	7%	14%	36%	7%	36%	100%
Overall rating of Syllabus	4	4	2	0	4	14	29%	29%	14%	0%	29%	100%

Suggestions-

TEACHERS FEEDBACK ANALYSIS REPORT 2019-2020

	5	4	3	2	1	Sum	5	4	3	2	1	Total
Syllabus is adequate to the course	0	1	0	0	0	1	0%	100%	0%	0%	0%	100%
Learning values of syllabus (in terms of skills, concepts, analytical abilities, etc)	0	1	0	0	0	1	0%	100%	0%	0%	0%	100%
Applicability/Relevance to real life situation	0	0	1	0	0	1	0%	0%	100%	0%	0%	100%
Employability of the program	0	0	0	1	0	1	0%	0%	0%	100%	0%	100%
Course content is followed by corresponding reference materials	0	0	1	0	0	1	0%	0%	100%	0%	0%	100%
Sufficient number of prescribed books are available in the Library	0	0	1	0	0	1	0%	0%	100%	0%	0%	100%

Infrastructural facilities	0	1	0	0	0	1	0%	100%	0%	0%	0%	100%
Sufficient time is available to conduct examination for coverage of all units in	0	1	0	0	0	1	0%	100%	0%	0%	0%	100%
Freedom to adopt new techniques of teaching	0	1	0	0	0	1	0%	100%	0%	0%	0%	100%
Freedom to adopt/adapt new techniques/strategies of testing and assessment of	0	0	1	0	0	1	0%	0%	100%	0%	0%	100%
The environment in the college is conducive to teaching and research	0	1	0	0	0	1	0%	100%	0%	0%	0%	100%
The administration is teacher friendly	0	1	0	0	0	1	0%	100%	0%	0%	0%	100%

Alumni's Feedback Analysis Report 2019-2020

	5	4	3	2	1	Sum	5	4	3	2	1	Total
curriculum	28	1	2	7	9	47	60%	2%	4%	15%	19%	100%
standard_of_teaching	31	0	2	3	11	47	66%	0%	4%	6%	23%	100%
system_of_examination	34	0	1	5	7	47	72%	0%	2%	11%	15%	100%
shift_media	30	0	3	5	9	47	64%	0%	6%	11%	19%	100%
provision	29	0	4	7	7	47	62%	0%	9%	15%	15%	100%
softskill	31	0	3	8	5	47	66%	0%	6%	17%	11%	100%
remedial_classes	28	0	5	8	6	47	60%	0%	11%	17%	13%	100%
activities	30	1	2	7	7	47	64%	2%	4%	15%	15%	100%
library	32	1	2	4	8	47	68%	2%	4%	9%	17%	100%
hostel	0	0	0	0	0	0	0%	0%	0%	0%	0%	0%
mobility	32	0	6	5	4	47	68%	0%	13%	11%	9%	100%
payment	31	0	3	5	8	47	66%	0%	6%	11%	17%	100%
facility	32	2	1	6	6	47	68%	4%	2%	13%	13%	100%
anti_ragging	34	2	2	4	5	47	72%	4%	4%	9%	11%	100%
harassment	34	1	1	4	7	47	72%	2%	2%	9%	15%	100%
stud_feedback	34	0	2	4	7	47	72%	0%	4%	9%	15%	100%
class_improvement	34	2	0	5	6	47	72%	4%	0%	11%	13%	100%
courses	34	1	1	6	5	47	72%	2%	2%	13%	11%	100%
campus	33	0	2	5	7	47	70%	0%	4%	11%	15%	100%
remedial_coaching	30	1	1	10	5	47	64%	2%	2%	21%	11%	100%

Usefulness of syllabus in the employment & Entrepreneurship	7	5	9	6	20	47	15%	11%	19%	13%	43%	100%
Role of syllabus in the personality development	7	7	11	6	16	47	15%	15%	23%	13%	34%	100%
Use of syllabus in global competency and ICT	7	8	10	3	19	47	15%	17%	21%	6%	40%	100%
Use of syllabus for admission in PG course and its use while learning P.G. course	7	11	6	3	20	47	15%	23%	13%	6%	43%	100%
Does the syllabus add values to nationality	6	7	13	3	18	47	13%	15%	28%	6%	38%	100%
Does the syllabus add values to Social responsibility?	7	8	8	4	20	47	15%	17%	17%	9%	43%	100%
Does the syllabus add values to Environment awareness?	11	6	9	1	20	47	23%	13%	19%	2%	43%	100%
Does the syllabus add values to Eradication of superstition?	6	6	13	0	22	47	13%	13%	28%	0%	47%	100%
Does the syllabus add values to Social Justice?	7	7	10	3	20	47	15%	15%	21%	6%	43%	100%
Usefulness of syllabus in the skill development & development of research aptitude	12	7	6	3	19	47	26%	15%	13%	6%	40%	100%
Learning value (in terms of skills, concepts, knowledge, analytical abilities, or	12	7	6	1	21	47	26%	15%	13%	2%	45%	100%
Applicability/relevance to real life situations	7	9	9	3	19	47	15%	19%	19%	6%	40%	100%
Depth of the course content	5	15	5	2	20	47	11%	32%	11%	4%	43%	100%
Extent of coverage of course	10	8	8	1	20	47	21%	17%	17%	2%	43%	100%
Extent of effort required by students	8	7	8	2	22	47	17%	15%	17%	4%	47%	100%
Relevance/learning value of project/ report	5	11	7	4	20	47	11%	23%	15%	9%	43%	100%
Overall rating of Syllabus	8	8	7	3	21	47	17%	17%	15%	6%	45%	100%

STUDENT PROGRAMME FEEDBACK ANALYSIS REPORT 2019-2020

	4	3	2	1	Sum	4	3	2	1	Total
The syllabus of each course was	0	0	0	2	2	0%	0%	0%	100%	100%
Background for benefitting from the Course was	0	0	0	2	2	0%	0%	0%	100%	100%
Was the course easy or difficult to understand?	0	0	0	2	2	0%	0%	0%	100%	100%
How much of the syllabus was covered in the class?	0	0	0	2	2	0%	0%	0%	100%	100%
What is your opinion about the library material & facilities for the course?	0	0	0	2	2	0%	0%	0%	100%	100%
To what extent were you able to get material for the prescribed readings	0	0	0	2	2	0%	0%	0%	100%	100%
How well did the teacher prepare for the classes?	0	0	0	2	2	0%	0%	0%	100%	100%
How well was the teacher able to communicate?	0	0	0	2	2	0%	0%	0%	100%	100%
How far the teacher encourages student participation in class?	0	0	0	2	2	0%	0%	0%	100%	100%

If yes, which of the following methods were used?	0	0	0	2	2	0%	0%	0%	100%	100%
How helpful was the teacher in advising?	0	0	0	2	2	0%	0%	0%	100%	100%
The teachers approach can best be described as	0	0	0	2	2	0%	0%	0%	100%	100%
Internal assessment was	0	0	0	2	2	0%	0%	0%	100%	100%
How effect you think the internal assessment will have on your course grade?	0	0	0	2	2	0%	0%	0%	100%	100%
How often did the teacher provide feedback on your performance?	0	0	0	2	2	0%	0%	0%	100%	100%
Were your assignments discussed with you?	0	0	0	2	2	0%	0%	0%	100%	100%
Where you provided with a course contributory lecture too at the beginning	0	0	0	2	2	0%	0%	0%	100%	100%

Suggestions-

PARENT FEEDBACK ANALYSIS REPORT 2019-2020 - Arts Faculty												
	5	4	3	2	1	Sum	5	4	3	2	1	Total
Whether the institute is better than other for your ward?	24	20	16	3	22	85	28%	24%	19%	4%	26%	100%
Facilities provided by college are adequate	30	15	15	4	21	85	35%	18%	18%	5%	25%	100%
Physical security of your ward in the campus	20	27	14	5	19	85	24%	32%	16%	6%	22%	100%
Co-operaion from the administrative staff	26	18	15	4	22	85	31%	21%	18%	5%	26%	100%
Direct communication with teaching staff & their co-operation	25	25	11	5	19	85	29%	29%	13%	6%	22%	100%
Upgradatin of soft & hard skill in your ward	23	22	17	1	22	85	27%	26%	20%	1%	26%	100%
Overall improvement of your ward	27	20	11	3	24	85	32%	24%	13%	4%	28%	100%
Usefulness of syllabus in the employment & Entrepreneurship	25	19	18	3	20	85	29%	22%	21%	4%	24%	100%
Role of syllabus in the personality development	25	21	17	2	20	85	29%	25%	20%	2%	24%	100%
Use of syllabus in global competency and ICT	23	20	17	4	21	85	27%	24%	20%	5%	25%	100%
Use of syllabus for admission in PG course and its use while learning P.G. cour	29	18	15	2	21	85	34%	21%	18%	2%	25%	100%
Does the syllabus add values to nationality	26	24	9	4	22	85	31%	28%	11%	5%	26%	100%
Does the syllabus add values to Social responsibility?	25	21	15	3	21	85	29%	25%	18%	4%	25%	100%
Does the syllabus add values to Environment awareness?	26	22	13	3	21	85	31%	26%	15%	4%	25%	100%
Does the syllabus add values to Eradication of superstition?	28	20	9	3	25	85	33%	24%	11%	4%	29%	100%
Does the syllabus add values to Social Justice?	22	22	13	6	22	85	26%	26%	15%	7%	26%	100%
Usefulness of syllabus in the skill development & development of research att	28	20	13	3	21	85	33%	24%	15%	4%	25%	100%

Learning value (in terms of skills, concepts, knowledge, analytical abilities, or	26	22	11	6	20	85	31%	26%	13%	7%	24%	100%
Applicability/relevance to real life situations	28	17	14	3	23	85	33%	20%	16%	4%	27%	100%
Depth of the course content	30	18	11	5	21	85	35%	21%	13%	6%	25%	100%
Extent of coverage of course	26	17	14	3	25	85	31%	20%	16%	4%	29%	100%
Extent of effort required by students	22	27	11	4	21	85	26%	32%	13%	5%	25%	100%
Relevance/learning value of project/ report	28	20	13	2	22	85	33%	24%	15%	2%	26%	100%
Overall rating of Syllabus	27	18	17	2	21	85	32%	21%	20%	2%	25%	100%

Feedback Committee

I/C Principal Dr. Bhandare S. J.

IQAC Coordinator Mr. Kharatmol R. M.

Mr. Bhujabal G. R.

Dr. Pol H.R.

Dr. Bhosale S. R.

Dr. Mohalkar S.M.

Department of Political Sciences

Dr. Kumbhare S G

Raja Shripatrao Bhagwantrao Mahavidyalaya Aundh
Department of Statstices Feedback Report

STUDENT FEEDBACK ANALYSIS REPORT 2019-2020

	5	4	3	2	1	Sum	5	4	3	2	1	Total
Usefulness of syllabus in the employment & Entrepreneurship	2	1	6	1	1	11	18%	9%	55%	9%	9%	100%
Role of syllabus in the personality development	2	1	6	2	0	11	18%	9%	55%	18%	0%	100%
Use of syllabus in global competency and ICT	2	1	7	1	0	11	18%	9%	64%	9%	0%	100%
Use of syllabus for admission in PG course and its use while learning P.G. course	2	4	4	1	0	11	18%	36%	36%	9%	0%	100%
Does the syllabus add values to nationality	2	0	7	2	0	11	18%	0%	64%	18%	0%	100%
Does the syllabus add values to Social responsibility?	1	5	4	1	0	11	9%	45%	36%	9%	0%	100%
Does the syllabus add values to Environment awareness?	2	0	8	1	0	11	18%	0%	73%	9%	0%	100%
Does the syllabus add values to Eradication of superstition?	3	3	4	1	0	11	27%	27%	36%	9%	0%	100%
Does the syllabus add values to Social Justice?	3	0	7	1	0	11	27%	0%	64%	9%	0%	100%
Usefulness of syllabus in the skill development & development of research attitude	2	2	6	1	0	11	18%	18%	55%	9%	0%	100%
Learning value (in terms of skills, concepts, knowledge, analytical abilities, or broad	1	3	6	1	0	11	9%	27%	55%	9%	0%	100%
Applicability/relevance to real life situations	2	1	7	1	0	11	18%	9%	64%	9%	0%	100%
Depth of the course content	2	2	4	1	2	11	18%	18%	36%	9%	18%	100%
Extent of coverage of course	2	3	5	1	0	11	18%	27%	45%	9%	0%	100%
Extent of effort required by students	1	5	4	1	0	11	9%	45%	36%	9%	0%	100%
Relevance/learning value of project/ report	2	3	5	1	0	11	18%	27%	45%	9%	0%	100%
Overall rating of Syllabus	2	4	4	1	0	11	18%	36%	36%	9%	0%	100%

Suggestions-

TEACHERS FEEDBACK ANALYSIS REPORT 2019-2020

	5	4	3	2	1	Sum	5	4	3	2	1	Total
Syllabus is adequate to the course	1	0	0	0	0	1	100%	0%	0%	0%	0%	100%
Learning values of syllabus (in terms of skills, concepts, analytical abilities, etc...)	1	0	0	0	0	1	100%	0%	0%	0%	0%	100%
Applicability/Relevance to real life situation	1	0	0	0	0	1	100%	0%	0%	0%	0%	100%
Employability of the program	1	0	0	0	0	1	100%	0%	0%	0%	0%	100%
Course content is followed by corresponding reference materials	1	0	0	0	0	1	100%	0%	0%	0%	0%	100%
Sufficient number of prescribed books are available in the Library	0	0	0	1	0	1	0%	0%	0%	100%	0%	100%

Infrastructural facilities	0	0	1	0	0	1	0%	0%	100%	0%	0%	100%
Sufficient time is available to conduct examination for coverage of all units in the sy	0	1	0	0	0	1	0%	100%	0%	0%	0%	100%
Freedom to adopt new techniques of teaching	1	0	0	0	0	1	100%	0%	0%	0%	0%	100%
Freedom to adopt/adapt new techniques/strategies of testing and assessment of stude	1	0	0	0	0	1	100%	0%	0%	0%	0%	100%
The environment in the college is conducive to teaching and research	1	0	0	0	0	1	100%	0%	0%	0%	0%	100%
The administration is teacher friendly	1	0	0	0	0	1	100%	0%	0%	0%	0%	100%

Suggestions-

Increase the number of reference books in library

Alumni's Feedback Analysis Report 2019-2020													
	5	4	3	2	1	Sum							
	5	4	3	2	1	Total	5	4	3	2	1	Total	
curriculum	28	1	2	7	9	47	60%	2%	4%	15%	19%	100%	
standard_of_teaching	31	0	2	3	11	47	66%	0%	4%	6%	23%	100%	
system_of_examination	34	0	1	5	7	47	72%	0%	2%	11%	15%	100%	
shift_media	30	0	3	5	9	47	64%	0%	6%	11%	19%	100%	
provision	29	0	4	7	7	47	62%	0%	9%	15%	15%	100%	
softskill	31	0	3	8	5	47	66%	0%	6%	17%	11%	100%	
remedial_classes	28	0	5	8	6	47	60%	0%	11%	17%	13%	100%	
activities	30	1	2	7	7	47	64%	2%	4%	15%	15%	100%	
library	32	1	2	4	8	47	68%	2%	4%	9%	17%	100%	
hostel	0	0	0	0	0	0	0%	0%	0%	0%	0%	0%	
mobility	32	0	6	5	4	47	68%	0%	13%	11%	9%	100%	
payment	31	0	3	5	8	47	66%	0%	6%	11%	17%	100%	
facility	32	2	1	6	6	47	68%	4%	2%	13%	13%	100%	
anti_ragging	34	2	2	4	5	47	72%	4%	4%	9%	11%	100%	
harassment	34	1	1	4	7	47	72%	2%	2%	9%	15%	100%	
stud_feedback	34	0	2	4	7	47	72%	0%	4%	9%	15%	100%	
class_improvement	34	2	0	5	6	47	72%	4%	0%	11%	13%	100%	
courses	34	1	1	6	5	47	72%	2%	2%	13%	11%	100%	

campus	33	0	2	5	7	47	70%	0%	4%	11%	15%	100%
remedial_coaching	30	1	1	10	5	47	64%	2%	2%	21%	11%	100%
Usefulness of syllabus in the employment & Entrepreneurship	7	5	9	6	20	47	15%	11%	19%	13%	43%	100%
Role of syllabus in the personality development	7	7	11	6	16	47	15%	15%	23%	13%	34%	100%
Use of syllabus in global competency and ICT	7	8	10	3	19	47	15%	17%	21%	6%	40%	100%
Use of syllabus for admission in PG course and its use while learning P.G. course	7	11	6	3	20	47	15%	23%	13%	6%	43%	100%
Does the syllabus add values to nationality	6	7	13	3	18	47	13%	15%	28%	6%	38%	100%
Does the syllabus add values to Social responsibility?	7	8	8	4	20	47	15%	17%	17%	9%	43%	100%
Does the syllabus add values to Environment awareness?	11	6	9	1	20	47	23%	13%	19%	2%	43%	100%
Does the syllabus add values to Eradication of superstition?	6	6	13	0	22	47	13%	13%	28%	0%	47%	100%
Does the syllabus add values to Social Justice?	7	7	10	3	20	47	15%	15%	21%	6%	43%	100%
Usefulness of syllabus in the skill development & development of research attitude	12	7	6	3	19	47	26%	15%	13%	6%	40%	100%
Learning value (in terms of skills, concepts, knowledge, analytical abilities, or broad	12	7	6	1	21	47	26%	15%	13%	2%	45%	100%
Applicability/relevance to real life situations	7	9	9	3	19	47	15%	19%	19%	6%	40%	100%
Depth of the course content	5	15	5	2	20	47	11%	32%	11%	4%	43%	100%
Extent of coverage of course	10	8	8	1	20	47	21%	17%	17%	2%	43%	100%
Extent of effort required by students	8	7	8	2	22	47	17%	15%	17%	4%	47%	100%
Relevance/learning value of project/ report	5	11	7	4	20	47	11%	23%	15%	9%	43%	100%
Overall rating of Syllabus	8	8	7	3	21	47	17%	17%	15%	6%	45%	100%

STUDENT PPROGRAMME FEEDBACK ANALYSIS REPORT 2019-2020

	4	3	2	1	Sum	4	3	2	1	Total
The syllabus of each course was	0	0	0	2	2	0%	0%	0%	100%	100%
Background for benefitting from the Course was	0	0	0	2	2	0%	0%	0%	100%	100%
Was the course easy or difficult to understand?	0	0	0	2	2	0%	0%	0%	100%	100%
How much of the syllabus was covered in the class?	0	0	0	2	2	0%	0%	0%	100%	100%
What is your opinion about the library material & facilities for the course?	0	0	0	2	2	0%	0%	0%	100%	100%
To what extent were you able to get material for the prescribed readings	0	0	0	2	2	0%	0%	0%	100%	100%
How well did the teacher prepare for the classes?	0	0	0	2	2	0%	0%	0%	100%	100%

How well was the teacher able to communicate?	0	0	0	2	2	0%	0%	0%	100%	100%
How far the teacher encourages student participation in class?	0	0	0	2	2	0%	0%	0%	100%	100%
If yes, which of the following methods were used?	0	0	0	2	2	0%	0%	0%	100%	100%
How helpful was the teacher in advising?	0	0	0	2	2	0%	0%	0%	100%	100%
The teachers approach can best be described as	0	0	0	2	2	0%	0%	0%	100%	100%
Internal assessment was	0	0	0	2	2	0%	0%	0%	100%	100%
How effect you think the internal assessment will have on your course grade?	0	0	0	2	2	0%	0%	0%	100%	100%
How often did the teacher provide feedback on your performance?	0	0	0	2	2	0%	0%	0%	100%	100%
Were your assignments discussed with you?	0	0	0	2	2	0%	0%	0%	100%	100%
Where you provided with a course contributory lecture too at the beginning	0	0	0	2	2	0%	0%	0%	100%	100%

Suggestions-

PARENT FEEDBACK ANALYSIS REPORT 2019-2020 - Science Faculty												
	5	4	3	2	1	Sum	5	4	3	2	1	Total
Whether the institute is better than other for your ward?	57	45	76	16	35	229	25%	20%	33%	7%	15%	100%
Facilities provided by college are adequate	62	49	67	17	34	229	27%	21%	29%	7%	15%	100%
Physical security of your ward in the campus	62	58	56	16	37	229	27%	25%	24%	7%	16%	100%
Co-operaion from the administrative staff	71	42	67	13	36	229	31%	18%	29%	6%	16%	100%
Direct communication with teaching staff & their co-operation	70	64	47	11	37	229	31%	28%	21%	5%	16%	100%
Upgradatin of soft & hard skill in your ward	51	67	56	14	41	229	22%	29%	24%	6%	18%	100%
Overall improvement of your ward	60	61	53	12	43	229	26%	27%	23%	5%	19%	100%
Usefulness of syllabus in the employment & Entrepreneurship	62	49	54	19	45	229	27%	21%	24%	8%	20%	100%
Role of syllabus in the personality development	70	55	55	12	37	229	31%	24%	24%	5%	16%	100%
Use of syllabus in global competency and ICT	62	53	52	23	39	229	27%	23%	23%	10%	17%	100%
Use of syllabus for admission in PG course and its use while learning P.G. course	64	51	54	19	41	229	28%	22%	24%	8%	18%	100%
Does the syllabus add values to nationality	54	62	49	15	49	229	24%	27%	21%	7%	21%	100%
Does the syllabus add values to Social responsibility?	62	55	56	16	40	229	27%	24%	24%	7%	17%	100%
Does the syllabus add values to Environment awareness?	65	57	53	15	39	229	28%	25%	23%	7%	17%	100%
Does the syllabus add values to Eradication of superstition?	56	55	58	14	46	229	24%	24%	25%	6%	20%	100%

Does the syllabus add values to Social Justice?	62	51	55	17	44	229	27%	22%
Usefulness of syllabus in the skill development & development of research attitude among the student	59	55	56	18	41	229	26%	24%
Learning value (in terms of skills, concepts, knowledge, analytical abilities, or broadening perspectives)	63	53	55	19	39	229	28%	23%
Applicability/relevance to real life situations	55	57	54	18	45	229	24%	25%
Depth of the course content	61	52	58	18	40	229	27%	23%
Extent of coverage of course	63	50	61	14	41	229	28%	22%
Extent of effort required by students	57	58	57	18	39	229	25%	25%
Relevance/learning value of project/ report	54	70	54	10	41	229	24%	31%
Overall rating of Syllabus	54	58	62	11	44	229	24%	25%

Feedback Committee

I/C Principal Dr. Bhandare S. J.

IQAC Coordinator Mr. Kharatmol R. M.

Mr. Bhujabal G. R.

Dr. Pol H.R.

Dr. Bhosale S. B.

Dr. Mohalkar S.M.








Department of Statistics

Momin S M



Raja Shripatrao Bhagwantrao Mahavidyalaya Aundh
Department of Zoology Feedback Report

STUDENT FEEDBACK ANALYSIS REPORT 2019-2020

	5	4	3	2	1	Sum	5	4	3	2	1	Total
Usefulness of syllabus in the employment & Entrepreneurship	21	19	3	0	7	50	42%	38%	6%	0%	14%	100%
Role of syllabus in the personality development	20	19	4	1	6	50	40%	38%	8%	2%	12%	100%
Use of syllabus in global competency and ICT	22	16	4	1	7	50	44%	32%	8%	2%	14%	100%
Use of syllabus for admission in PG course and its use while learning P.G. course	22	19	2	1	6	50	44%	38%	4%	2%	12%	100%
Does the syllabus add values to nationality	19	20	4	0	7	50	38%	40%	8%	0%	14%	100%
Does the syllabus add values to Social responsibility?	21	18	3	2	6	50	42%	36%	6%	4%	12%	100%
Does the syllabus add values to Environment awareness?	22	17	3	1	7	50	44%	34%	6%	2%	14%	100%
Does the syllabus add values to Eradication of superstition?	19	20	4	1	6	50	38%	40%	8%	2%	12%	100%
Does the syllabus add values to Social Justice?	21	20	1	1	7	50	42%	40%	2%	2%	14%	100%
Usefulness of syllabus in the skill development & development of research attitude	22	14	6	2	6	50	44%	28%	12%	4%	12%	100%
Learning value (in terms of skills, concepts, knowledge, analytical abilities, or both)	21	22	0	0	7	50	42%	44%	0%	0%	14%	100%
Applicability/relevance to real life situations	22	17	4	1	6	50	44%	34%	8%	2%	12%	100%
Depth of the course content	21	20	1	0	8	50	42%	40%	2%	0%	16%	100%
Extent of coverage of course	22	15	3	1	9	50	44%	30%	6%	2%	18%	100%
Extent of effort required by students	23	15	5	0	7	50	46%	30%	10%	0%	14%	100%
Relevance/learning value of project/ report	21	17	5	1	6	50	42%	34%	10%	2%	12%	100%
Overall rating of Syllabus	26	13	3	0	8	50	52%	26%	6%	0%	16%	100%

Suggestions-

Z-increase teachers staff

TEACHERS FEEDBACK ANALYSIS REPORT 2019-2020

	5	4	3	2	1	Sum	5	4	3	2	1	Total
Syllabus is adequate to the course	1	1	0	0	0	2	50%	50%	0%	0%	0%	100%
Learning values of syllabus (in terms of skills, concepts, analytical abilities, etc.)	0	2	0	0	0	2	0%	100%	0%	0%	0%	100%
Applicability/Relevance to real life situation	0	1	1	0	0	2	0%	50%	50%	0%	0%	100%
Employability of the program	0	0	1	1	0	2	0%	0%	50%	50%	0%	100%
Course content is followed by corresponding reference materials	0	2	0	0	0	2	0%	100%	0%	0%	0%	100%

Sufficient number of prescribed books are available in the Library	0	0	0	1	1	2	0%	0%	0%	50%	50%	100%
Infrastructural facilities	0	1	0	1	0	2	0%	50%	0%	50%	0%	100%
Sufficient time is available to conduct examination for coverage of all units in the	0	0	1	1	0	2	0%	0%	50%	50%	0%	100%
Freedom to adopt new techniques of teaching	0	0	2	0	0	2	0%	0%	100%	0%	0%	100%
Freedom to adopt/adapt new techniques/strategies of testing and assessment of s	0	1	1	0	0	2	0%	50%	50%	0%	0%	100%
The environment in the college is conducive to teaching and research	1	0	1	0	0	2	50%	0%	50%	0%	0%	100%
The administration is teacher friendly	1	0	1	0	0	2	50%	0%	50%	0%	0%	100%

Suggestions-

Number of books must be increased Infrastructure and ICT facility must be improved.

Syllabus should improve for easy employability

Alumni's Feedback Analysis Report 2019-2020												
	5	4	3	2	1	Sum						
	5	4	3	2	1	Sum	5	4	3	2	1	Total
curriculum	28	1	2	7	9	47	60%	2%	4%	15%	19%	100%
standard_of_teaching	31	0	2	3	11	47	66%	0%	4%	6%	23%	100%
system_of_examination	34	0	1	5	7	47	72%	0%	2%	11%	15%	100%
shift_media	30	0	3	5	9	47	64%	0%	6%	11%	19%	100%
provision	29	0	4	7	7	47	62%	0%	9%	15%	15%	100%
softskill	31	0	3	8	5	47	66%	0%	6%	17%	11%	100%
remedial_classes	28	0	5	8	6	47	60%	0%	11%	17%	13%	100%
activities	30	1	2	7	7	47	64%	2%	4%	15%	15%	100%
library	32	1	2	4	8	47	68%	2%	4%	9%	17%	100%
hostel	0	0	0	0	0	0	0%	0%	0%	0%	0%	0%
mobility	32	0	6	5	4	47	68%	0%	13%	11%	9%	100%
payment	31	0	3	5	8	47	66%	0%	6%	11%	17%	100%
facility	32	2	1	6	6	47	68%	4%	2%	13%	13%	100%
anti_ragging	34	2	2	4	5	47	72%	4%	4%	9%	11%	100%
harassment	34	1	1	4	7	47	72%	2%	2%	9%	15%	100%

stud_feedback	34	0	2	4	7	47	72%	0%	4%	9%	15%	100%
class_improvement	34	2	0	5	6	47	72%	4%	0%	11%	13%	100%
courses	34	1	1	6	5	47	72%	2%	2%	13%	11%	100%
campus	33	0	2	5	7	47	70%	0%	4%	11%	15%	100%
remedial_coaching	30	1	1	10	5	47	64%	2%	2%	21%	11%	100%
Usefulness of syllabus in the employment & Entrepreneurship	7	5	9	6	20	47	15%	11%	19%	13%	43%	100%
Role of syllabus in the personality development	7	7	11	6	16	47	15%	15%	23%	13%	34%	100%
Use of syllabus in global competency and ICT	7	8	10	3	19	47	15%	17%	21%	6%	40%	100%
Use of syllabus for admission in PG course and its use while learning P.G. cours	7	11	6	3	20	47	15%	23%	13%	6%	43%	100%
Does the syllabus add values to nationality	6	7	13	3	18	47	13%	15%	28%	6%	38%	100%
Does the syllabus add values to Social responsibility?	7	8	8	4	20	47	15%	17%	17%	9%	43%	100%
Does the syllabus add values to Environment awareness?	11	6	9	1	20	47	23%	13%	19%	2%	43%	100%
Does the syllabus add values to Eradication of superstition?	6	6	13	0	22	47	13%	13%	28%	0%	47%	100%
Does the syllabus add values to Social Justice?	7	7	10	3	20	47	15%	15%	21%	6%	43%	100%
Usefulness of syllabus in the skill development & development of research atti	12	7	6	3	19	47	26%	15%	13%	6%	40%	100%
Learning value (in terms of skills, concepts, knowledge, analytical abilities, or b	12	7	6	1	21	47	26%	15%	13%	2%	45%	100%
Applicability/relevance to real life situations	7	9	9	3	19	47	15%	19%	19%	6%	40%	100%
Depth of the course content	5	15	5	2	20	47	11%	32%	11%	4%	43%	100%
Extent of coverage of course	10	8	8	1	20	47	21%	17%	17%	2%	43%	100%
Extent of effort required by students	8	7	8	2	22	47	17%	15%	17%	4%	47%	100%
Relevance/learning value of project/ report	5	11	7	4	20	47	11%	23%	15%	9%	43%	100%
Overall rating of Syllabus	8	8	7	3	21	47	17%	17%	15%	6%	45%	100%

STUDENT PPROGRAMME FEEDBACK ANALYSIS REPORT 2019-2020

	4	3	2	1	Sum	4	3	2	1	Total
The syllabus of each course was	0	0	0	3	3	0%	0%	0%	100%	100%
Background for benefitting from the Course was	1	0	0	2	3	33%	0%	0%	67%	100%
Was the course easy or difficult to understand?	0	0	1	2	3	0%	0%	33%	67%	100%
How much of the syllabus was covered in the class?	0	0	0	3	3	0%	0%	0%	100%	100%

What is your opinion about the library material & facilities for the course?	0	0	0	3	3	0%	0%	0%	100%	100%
To what extent were you able to get material for the prescribed readings	0	0	1	2	3	0%	0%	33%	67%	100%
How well did the teacher prepare for the classes?	0	0	1	2	3	0%	0%	33%	67%	100%
How well was the teacher able to communicate?	0	0	0	3	3	0%	0%	0%	100%	100%
How far the teacher encourages student participation in class?	0	0	0	3	3	0%	0%	0%	100%	100%
If yes, which of the following methods were used?	0	0	0	3	3	0%	0%	0%	100%	100%
How helpful was the teacher in advising?	0	0	0	3	3	0%	0%	0%	100%	100%
The teachers approach can best be described as	0	0	0	3	3	0%	0%	0%	100%	100%
Internal assessment was	0	0	0	3	3	0%	0%	0%	100%	100%
How effect you think the internal assessment will have on your course grade?	0	0	0	3	3	0%	0%	0%	100%	100%
How often did the teacher provide feedback on your performance?	0	0	1	2	3	0%	0%	33%	67%	100%
Were your assignments discussed with you?	0	0	0	3	3	0%	0%	0%	100%	100%
Where you provided with a course contributory lecture too at the beginning	0	0	0	3	3	0%	0%	0%	100%	100%

Suggestions-

PARENT FEEDBACK ANALYSIS REPORT 2019-2020 - Science Faculty												
	5	4	3	2	1	Sum	5	4	3	2	1	Total
Whether the institute is better than other for your ward?	57	45	76	16	35	229	25%	20%	33%	7%	15%	100%
Facilities provided by college are adequate	62	49	67	17	34	229	27%	21%	29%	7%	15%	100%
Physical security of your ward in the campus	62	58	56	16	37	229	27%	25%	24%	7%	16%	100%
Co-operaion from the administrative staff	71	42	67	13	36	229	31%	18%	29%	6%	16%	100%
Direct communication with teaching staff & their co-operation	70	64	47	11	37	229	31%	28%	21%	5%	16%	100%
Upgradatin of soft & hard skill in your ward	51	67	56	14	41	229	22%	29%	24%	6%	18%	100%
Overall improvement of your ward	60	61	53	12	43	229	26%	27%	23%	5%	19%	100%
Usefulness of syllabus in the employment & Entrepreneurship	62	49	54	19	45	229	27%	21%	24%	8%	20%	100%
Role of syllabus in the personality development	70	55	55	12	37	229	31%	24%	24%	5%	16%	100%
Use of syllabus in global competency and ICT	62	53	52	23	39	229	27%	23%	23%	10%	17%	100%
Use of syllabus for admission in PG course and its use while learning P.G. cours	64	51	54	19	41	229	28%	22%	24%	8%	18%	100%
Does the syllabus add values to nationality	54	62	49	15	49	229	24%	27%	21%	7%	21%	100%

Does the syllabus add values to Social responsibility?	62	55	56	16	40	229	27%	24%	24%	7%	17%	100%
Does the syllabus add values to Environment awareness?	65	57	53	15	39	229	28%	25%	23%	7%	17%	100%
Does the syllabus add values to Eradication of superstition?	56	55	58	14	46	229	24%	24%	25%	6%	20%	100%
Does the syllabus add values to Social Justice?	62	51	55	17	44	229	27%	22%	24%	7%	19%	100%
Usefulness of syllabus in the skill development & development of research atti	59	55	56	18	41	229	26%	24%	24%	8%	18%	100%
Learning value (in terms of skills, concepts, knowledge, analytical abilities, or b	63	53	55	19	39	229	28%	23%	24%	8%	17%	100%
Applicability/relevance to real life situations	55	57	54	18	45	229	24%	25%	24%	8%	20%	100%
Depth of the course content	61	52	58	18	40	229	27%	23%	25%	8%	17%	100%
Extent of coverage of course	63	50	61	14	41	229	28%	22%	27%	6%	18%	100%
Extent of effort required by students	57	58	57	18	39	229	25%	25%	25%	8%	17%	100%
Relevance/learning value of project/ report	54	70	54	10	41	229	24%	31%	24%	4%	18%	100%
Overall rating of Syllabus	54	58	62	11	44	229	24%	25%	27%	5%	19%	100%

Feedback Committee

I/C Principal Dr. Bhandare S. J.

IQAC Coordinator Mr. Kharatmol R. M.

Mr. Bhujabal G. R.

Dr. Pol H.R.

Dr. Bhosale S. R.

Dr. Mohalkar S.M.

Department of Zoology

Pol S H

Mulla A A